



DARREN NORRIS



CARLOS NAJAR



RYAN SHINDELUS



CHAZZ ANDERSON



OLIVER PADRE

2005 Schedule

Sat.	Feb. 26	Alumni	12:00 P.M.
Fri.	Mar. 4	Agoura #	3:00 P.M.
Sat.	Mar. 5	at Canyon #	11:00 A.M.
Tue.	Mar. 8	at Lancaster #	3:00 P.M.
Thu.	Mar. 10	TBA #	3:00 P.M.
Sat.	Mar. 12	TBA #	TBA
Mon.	Mar. 21	Centennial ^	5:00 P.M.
Mon.	Mar. 21	Durango ^	8:00 P.M.
Tue.	Mar. 22	Tucson ^	5:00 P.M.
Wed.	Mar. 23	TBA ^	TBA
Mon.	Mar. 28	at Birmingham *	3:00 P.M.
Wed.	Mar. 30	Birmingham *	3:00 P.M.
Sat.	Apr. 2	Sylmar ~	11:00 A.M.
Mon.	Apr. 4	at Cleveland *	3:00 P.M.
Wed.	Apr. 6	Cleveland *	3:00 P.M.
Sat.	Apr. 9	Reseda ~	11:00 A.M.
Mon.	Apr. 11	Granada Hills *	3:00 P.M.
Wed.	Apr. 13	at Granada Hills *	3:00 P.M.
Sat.	Apr. 16	Westlake ~	11:00 A.M.
Mon.	Apr. 18	at Taft *	3:00 P.M.
Wed.	Apr. 20	Taft *	3:00 P.M.
Sat.	Apr. 23	San Fernando ~	11:00 A.M.
Mon.	Apr. 25	El Camino Real * TV Ch36	3:00 P.M.
Wed.	Apr. 27	at El Camino Real *	3:00 P.M.
Mon.	May 2	at Birmingham *	3:00 P.M.
Wed.	May 4	at Cleveland *	3:00 P.M.
Fri.	May 6	Granada Hills *	3:00 P.M.
Mon.	May 9	at Taft *	3:00 P.M.
Wed.	May 11	El Camino Real *	3:00 P.M.

- # SCS Tournament
- ^ Las Vegas Durango Tournament
- * West Valley League
- ~ Chatsworth Tournament

Game times subject to change. Home games bold.

Chatsworth Chancellors 2005

Baseball Media Guide




Back-to-Back National Champions 2003 — 2004

Chatsworth Champions



From Left to Right

Front: Kevin Lee, Willie Cabrera, Art Cisneros, Michael Encinas, Brian Kaplun, Shawn Meusborn, Mike Fernandez, Oliver Padre, Oscar Gutierrez. **Middle:** Mitul Patel, Thomas Cassidy, Jordan Sisson, Chris Fredericks, Bryan Petersen, Ross Liddell, Zach Oasheim, Nimish Patel, Evan Jachno, Assistant Coach Ron Martinez. **Back:** Trainer Mike Nash, Assistant Coach P.C. Shaw, Assistant Coach Fred Pudrith, Assistant Coach Mike Encinas, Justin Cassel, Brett Munster, Keith Renno, Jared Kops, Jason Dominguez, Assistant Coach Stuart Sellz, Assistant Coach Charlie Hatfield, Head Coach Tom Meusborn.



From Left to Right

Front: Carlos Najar, Tim Nowak, Willie Cabrera, Adrian Pereyra, Shawn Meusborn, Mike Fernandez, Andrew Baslow, Oscar Gutierrez, Jonathan O'Leary. **Middle:** Mike Moustakas, Mitul Patel, Zach Oasheim, Jake Norton, Oliver Padre, Bryan Petersen, Matt Dominguez, Thomas Cassidy, Josh Ravin. **Back:** Assistant Coach P.C. Shaw, Assistant Coach Fred Pudrith, Trainer Mike Nash, Chris Imel, Jason Dominguez, J.C. Barker, Assistant Coach Stuart Sellz, Assistant Coach Charlie Hatfield, Head Coach Tom Meusborn.

A Tradition of Excellence

- **(2) National Titles** 2003, 2004
- **(6) L.A. City Titles** 1983, 1990, 1999, 2001, 2003, 2004
- **(23) West Valley League Titles** 1969, 1972, 1981, 1982, 1983, 1984, 1985, 1986, 1987, 1988, 1989, 1991, 1992, 1994, 1995, 1996, 1997, 1998, 1999, 2000, 2001, 2003, 2004
- **205-18 Record Since 1998**
- **(3) 30-Victory Seasons**
- **(4) Undefeated League Seasons**
- **(11) Appearances in L.A. City Title Game**
- **State-Record 50-Game Winning Streak**
- **(9) L.A. City Players of the Year**



Chatsworth Baseball 2005 Quick Facts

General Information

Location: 10027 Lurline Ave., Chatsworth, CA 91311

Nickname: Chancellors

Colors: Navy, Orange and White

Affiliation: CIF Los Angeles City Section

League: West Valley

Home Field: Chatsworth Ballpark (on campus)

Founded: 1963

Principal: Dan Wyatt

Athletic Director: Bud Dow

Assistant Athletic Director: Mike Immken

Baseball Coaches and Staff

Head Coach: Tom Meusborn (Long Beach State)

Assistant Coach: Fred Pudrith (Cal State Northridge)

Assistant Coach: P.C. Shaw (Cal State Northridge)

Head JV Coach: Stuart Sellz (Cal State Northridge)

Head Fr./So. Coach: Charlie Hatfield (Oklahoma)

Baseball Assistants: Liz Ramos, Debbie Rizzotti

Public Address Announcer: Gary Rennpferd

Nurse: Faith Ichida

Plant Manager: Chris Gunn

Baseball Office Phone: (818) 341-6211, Ext. 216

On the Cover

From left to right

Thomas Cassidy

Mitul Patel

Andrew Baslow

J.C. Barker

Table of Contents

Coaches & Staff

Administrators	2
Staff	3
Coaches	4-5

Varsity

Team	7
Outlook	8-9
Player Profiles	10-13

Scorekeepers

Pictures & Bio	14
----------------	----

Junior Varsity

Team	15
Players	16-17

Frosh / Soph

Team	18
Players	19

Stat Tracker

Info	20
------	----

Review

1980-2004 Overall Record	21
2004 National Champion Review	22-23
2003 National Champion Review	24-25

City Titles

1983, 1990, 1999, 2001	26-27
------------------------	-------

Year Review

2003 & 2002	29
2001 & 2000	30
1999 & 1998	31
1997 & 1996	32
1995 & 1994	33
1993 & 1992	34
1991 & 1990	35

2004 Stats

Batting / Pitching / Fielding	36
2004 Game-by-Game Results	37

Record Book

Batting Year-by-Year Leaders	38
Pitching Year-by-Year Leaders	39
Individual Season Batting Records	40
Individual Season Pitching Records	41
Career Batting	42
Career Pitching	42

Year by Year

1980-1984	43
1985-1991	44
1992-1998	45
1999-2003	46
Record Against Opponents	47
Team Records	47
Team Season Records	47
No-Hitters by Chatsworth Pitchers	47

Awards & Alumni

Awards	48
Chancellors in 4-Year College Baseball	48
Chancellors in Professional Baseball	49

Advertisers	50-66
-------------	-------

Chatsworth, Year End	67
----------------------	----

Administrators chatsworth **2005**




Dan Wyatt
PRINCIPAL




Laura Voets
ASSISTANT PRINCIPAL




Beverly Bushner
ASSISTANT PRINCIPAL



Terry Potter
ASSISTANT PRINCIPAL




Warren Jarvis
ASSISTANT PRINCIPAL



Bud Dow
ATHLETIC DIRECTOR




Frances Maylad
FINANCE MANAGER



Gary Rennpferd
YOUTH SERVICE COORDINATOR/GM



Faith Ichida
NURSE



Chris Gunn
PLANT MANAGER



Claudia De La Torre
FINANCE ASSISTANT





Debbie Rizzotti
BASEBALL ASSISTANT




**TOM
MEUSBORN**
Head Varsity Coach

In his 16th season with Chancellors... Has career record of 373-80-3... Chancellors have won two national titles, five City Section and 12 WVL titles under his guidance... Has coached Chatsworth to eight City title games... Besides being selected national champions by three publications each in 2003 and 2004, his teams have been nationally ranked by different publications in 1990, 1998-02. Honors include National Coach of the Year by USA Today in 2003 and by National High School Coaches Assn. in 2004, California Coaches Assn. coach of the year in 2002, Cal-Hi Sports coach of the year in 2001, National High School Baseball Coaches Assn. Region 8 coach of the year in 2000, L.A. Times coach of the year in 2000, 2001, and 2004, L.A. City coach of the year in 1990 and "Pinnacle of Success" coach of the year in 1990... Was a physical education instructor and baseball coach at Grant High in Van Nuys before coming to Chatsworth... Graduated from Long Beach State... Resides in Granada Hills with his wife Mary, son Shawn and daughter Kellie... Shawn is 14 years old and plays baseball, basketball and football... Kellie is 10 years old and plays basketball and dances.



**STUART
SELLZ**
Head JV Coach

In his second season as head JV coach and fifth season with the Chancellors, the first three as an assistant on the frosh/soph and JV teams... Played at Chatsworth High and at Moorpark College... Has coached American Legion team the last three summers... Is an instructor at Lawrence Middle School... Has B.S. in kinesiology from Cal State Northridge... Has a Master's degree in Cross Cultural Education... Resides in Chatsworth with his wife Jennifer.




**CHARLIE
HATFIELD**
Head Frosh/Soph Coach

In his 12th season with the Chancellors... Is in his 12th season as head coach of the frosh-soph team... Also helps coach the varsity... Has been an integral part of the American Legion baseball program for many seasons, serving as Area 6 commissioner... Coached a Sylmar legion team to a World Series title... Graduated from Oklahoma... Resides in Northridge.


FRED PUDRITH Assistant Varsity Coach

In his fourth season with the Chancellors... Was head coach at Monroe High in North Hills from 1997 to 2001... Also coached at Valley College and Crespi High... Works with Chancellor infielders and runs the defense... Played baseball at Van Nuys High... Has a B.S. from Cal State Northridge... Resides in Studio City.




P.C. SHAW Assistant Varsity Coach

In his third season with the Chancellors... Spent 2002 season as an assistant coach at Alemany High... Also had coaching stints at Cal State Northridge and Montclair Prep... Works with Chancellor hitters, coaches third base and runs the offense... Played baseball, football and soccer at Montclair Prep... Has a B.S. in kinesiology from Cal State Northridge... Resides in Chatsworth with his wife Jill.




BRADY BURRILL Assistant JV Coach

In his first season with the Chancellors... Played baseball at Valencia High School... Played baseball at Michigan State University... Played for the Brewster Whitecaps in the Cape Cod League... Instructor at Nobel Middle School... Graduated from Michigan State University with a B.S. in Social Science and a minor in math... Resides in Valencia.



COACH HATFIELD

65 years of coaching and still going strong



**GOOD LUCK CHATSWORTH BASEBALL
MAY THE TRADITION CONTINUE!**

BOB & BONNI GREENBERG

2005

Varsity roster



NO.	NAME	POSITION	TH/BTS	HT	WT	GRADE
3	Matt Dominguez	3B	R/R	6-1	180	SO.
4	Andrew Baslow	OF	R/R	5-9	155	SR.
5	Mitul Patel	OF-2B	R/R	6-0	150	SR.
7	Bobby Coyle	OF-1B	L/L	6-0	165	SO.
10	Kyle Barbato	C-1B	R/L	6-2	150	JR.
11	Mike Moustakas	SS-P	R/L	6-0	170	SO.
13	Carlos Najar	C	R/R	6-1	165	SR.
14	Oscar Gutierrez	2B-SS	R/R	5-7	140	JR.
16	J.C. Barker	OF	R/R	6-2	175	SR.
17	Jonathan O'Leary	P	R/R	6-0	155	JR.
19	Oliver Padre	OF	R/R	5-10	190	JR.
20	Thomas Cassidy	1B-P	R/L	6-1	165	SR.
22	Darren Norris	P	R/R	6-4	220	SR.
25	Ryan Shindelus	P	L/L	6-1	190	SR.
29	Josh Ravin	P	R/R	6-4	190	JR.
30	Chazz Anderson	C	R/R	5-10	160	SR.

Coaches

15	Tom Meusborn	Head Coach	Long Beach State
6	P.C. Shaw	Asst. Coach	Cal State Northridge
12	Charlie Hatfield	Asst. Coach	Oklahoma
21	Fred Pudrith	Asst. Coach	Cal State Northridge

2005 Chancellors

When just about everyone associated with the Chatsworth baseball program believed that the magic of the 2003 national championship would be a once-in-a-lifetime accomplishment, along came the 2004 club and, as the season moved along, the mood became "Why not twice in a lifetime?"


And not only did the team achieve the unprecedented goal, but it took it a step farther by putting together the first undefeated season in school history, a thrilling 35-0 ride that won't soon be forgotten. The perfect season.

This year's Chancellors face the added pressure of a state-record 50-game winning streak. But, as all the other Chatsworth teams before have done, this one takes to the field with its own character and personality in a quest to uphold the program's sparkling tradition.

PITCHERS

Inexperience is the operative word for this season's staff, but that should not be confused with a shortage of skill.

Josh Ravin



Senior right-hander Darren Norris, who pitched mostly in relief on the junior varsity last year, established himself as the point-man of the pitching corps during a solid fall and winter campaign.

Sophomore right-hander Mike Moustakas (2-0, 0.00 ERA), the team's starting shortstop, figures to split playing time between the infield and the mound and senior right-hander Thomas Cassidy (6-0, 1.66


ERA), the starting first baseman, is also expected to handle double duty.

Junior right-handers Josh Ravin and Jonathan O'Leary, senior left-hander Ryan Shindelus and sophomore left-hander Bobby Coyle should be in the mix. O'Leary, Shindelus and Coyle were promoted from the junior varsity, where they accounted for 16 of the team's 21 victories.

CATCHERS

Seniors Carlos Najar and Chazz Anderson are vying for the starting job. Najar, who suffered broken bones on his face after being hit by a pitch in the fall, is moving up from the junior varsity; Anderson did not play last season. Left-handed-hitting junior Kyle Barbato provides additional depth.

Mike Moustakas




INFIELDERS

Three-fourths of the starting infield returns, giving the Chancellors continuity and a strong defense.

No longer a relatively unknown newcomer, All-State and All-City sophomore Matt Dominguez patrols third base after setting a school season record and state freshman record with 65 runs batted in.

Next to him, Moustakas, who led the team with 66 assists, is back to take care of shortstop and to work with a new double-play partner in sophomore second baseman Oscar Gutierrez, arguably one of the finest fielders ever in the program.

First base is the domain once again of the left-handed-hitting Cassidy, whose three run




Matt Dominguez

double was key in Chatsworth's comeback victory over Kennedy in the semifinals last year, with occasional backup by Coyle and Barbato.

OUTFIELDERS

The three players who roamed the outfield at Dodger Stadium for Chatsworth's victory over San Pedro in the L.A. City Section final last year are back and are joined by two other reliable fielders.

Oscar Gutierrez



Mitul Patel



Seniors J.C. Barker, Mitul Patel and Andrew Baslow align from left field to right field, just as they did for the title game, although Coyle and junior Oliver Padre — who batted .420 with four home runs, often as designated hitter — are sure to contribute based on who is pitching for the Chancellors.

OUTLOOK

For any championship club, it all starts on the mound, and Coach Tom Meusborn believes this staff can be successful despite its inexperience.

"I like the makeup of our pitching staff," Meusborn said.

"We have a lot of flexibility this year. We have right-handed and left-handed pitchers that can start or relief. This will be a year we go with the 'hot' arms."


The pitchers are supported this season by a strong infield — only 14 errors in 376 chances in 2004 among this year's starters — and a fast outfield.

"Our strength should be our defense," Meusborn said. "We return six position players with playoff experience. We have guys that can make plays."

On offense, the Chancellors can hit the long ball and produce runs in a hurry.

"We have good power from both sides of the plate," Meusborn said. "A big key for us is our ability to execute the little game."


Jonathan O'Leary



Bobby Coyle




Thomas Cassidy



Kyle Barbato





30 _____

Catcher
5-10 • 160 • Senior
Bats: Right • Throws: Right

**CHAZZ
ANDERSON**

Coach's comments: Chazz will compete for innings at catcher. He brings depth to a core of solid catchers. Chazz has a strong arm and does an outstanding job of blocking balls. He continues to get better every day. 2004: Did not play. 2003: Played JV ... Batted .310 and had 17 RBIs. Personal: Born June 15, 1987 ... son of Kelli and Chris Anderson. Greatest athletic achievements: Winning USSSA title and hitting three home runs in a game. Favorite movie: Meet the Fockers. Favorite player: Paul Lo Duca. Favorite quote: "Fish! Pony! Hip! Hip Hop. Hip Hop anonymous? Damn you! You gave him all the easy ones!" Most famous person met: Big Boy. Nickname: Chazznitty. Youth baseball: Chatsworth Junior Baseball League. College: Would like to attend Long Beach State.


Coach's comments: Kyle will compete for playing time at first base and catcher. He has the ability to get on base. Kyle is working hard learning to play first base. He shows improvement every day. 2004: Played JV ... Batted .250. 2003: Played JV ... Was a scholar-athlete. Personal: Born Jan. 20, 1988 ... son of Christina and Christopher Barbato. Greatest athletic achievement: Making the Chatsworth baseball team. Favorite movie: Wayne's World. Favorite player: Jayson Werth. Favorite quote: "Heroes are remembered but legends never die." Most famous person met: Jimmy Kimmel. Nicknames: K Bar, Bones. Youth baseball: West Valley Little League, Mid-Valley Pony, Encino Little League, VCAA. College: Would like to attend Stanford.



10 _____

Catcher-1B
6-2 • 150 • Junior
Bats: Left • Throws: Right

**KYLE
BARBATO**




16 _____

Outfielder
6-2 • 175 • Senior
Bats: Right • Throws: Right

**J. C.
BARKER**

Coach's comments: J.C. had a tremendous season last year. We look for him to be a big part of our offense. J.C. brings experience and leadership. He has developed into an outstanding outfielder. 2004: Batted .391 with three home runs and 25 RBIs ... Second on team with four sacrifices ... Second-team All-WVL. 2003: Home schooled. 2002: Home schooled. Personal: Born March 4, 1987 ... son of Kathie and Bruce Barker. Greatest athletic achievement: Winning national title with Chatsworth in 2004 and winning a USSSA national title. Favorite movie: Big Daddy. Favorite player: Albert Belle. Favorite quote: "Play the game, don't let the game play you." Most famous person met: Jose Lima. Nicknames: Jay, Bark. Youth baseball: Mission Hills Little League, club teams. College: Would like to attend Miami, Florida State, UCLA or Long Beach State.

Coach's comments: Andrew will be competing for a starting outfield position. He has good speed and a strong arm. Andrew brings leadership and experience. We see his passion for the game on a daily basis. 2004: Played mostly as a defensive replacement ... Batted .333 with seven RBIs in 12 at-bats... Was a scholar-athlete. 2003: Was second on JV with .465 batting average and third with 40 hits... First-team JV All-WVL... Was a scholar-athlete. 2002: Played on JV. Personal: Born Sept. 23, 1987... son of Kathy and David Baslow. Greatest athletic achievement: Playing right field at Dodger Stadium on 2004 national championship team. Favorite movie: Big Daddy. Favorite player: Albert Pujols. Favorite quote: "You bob for apples in the toilet — and you like it." Most famous person met: Jose Lima. Nickname: Bazz. Youth baseball: Northridge Little League, North Valley Youth Baseball. College: Would like to attend San Diego State, Long Beach State or Cal State Fullerton.




4 _____

Outfielder
5-9 • 155 • Senior
Bats: Right • Throws: Right


**ANDREW
BASLOW**

Coach's comments: Tom will pitch and play first base. He is a three-year varsity player. Tom did a great job for us last year. We look for him to continue to develop and get better. We will rely on his experience and knowledge. 2004: Batted .378 with four home runs and 30 RBIs ... Was 6-0 with a 1.66 ERA ... First-team All-WVL. 2003: Had .407 on-base percentage ... Had .986 fielding percentage ... Was 1-0 in three appearances ... Was a scholar-athlete. 2002: Played JV ... Batted .290 and was third on team with 17 RBIs ... Was 3-0 with 2.17 ERA. Personal: Born Dec. 21, 1986 ... son of Kathy and Tom Cassidy. Greatest athletic achievement: Hitting a run-scoring single at Dodger Stadium in 2004. Favorite movie: Out Cold. Favorite player: Derek Jeter. Favorite quote: "They say airplanes are safer than cars. When your car stalls, do you fall off the sky?" Youth baseball: Sunrise Little League, Westhills Baseball, club teams. College: Would like to attend UCLA, San Diego State, Long Beach State or Cal State Fullerton.


**20***Pitcher-1B**6-1 • 165 • Senior**Bats: Left • Throws: Right***THOMAS
CASSIDY****3***3B**6-1 • 180 • Sophomore**Bats: Right • Throws: Right***MATT
DOMINGUEZ**

Coach's comments: Matt had an outstanding freshman year. He works hard to develop his skills. Matt will hit in the middle of our lineup. We look for him to be a big part of our offense. He has the ability to make big plays. 2004: Had a team-record 65 RBIs, a state record for a freshman... Was second on the team in home runs with eight and in hits with 53, and third in batting at .461... Rookie of the year in the U.S. by National High School Baseball Coaches Assn... Freshman of the year in California by Cal-Hi Sports... Second-team All-State... First-team All-City and All-WVL. Personal: Born August 28, 1989... son of Cindy and Fernando Dominguez. Greatest athletic achievement: Being selected national rookie of the year. Favorite movie: Dumb and Dumber. Favorite player: Cecil Fielder. Favorite quotes: "You've got to keep on keeping," and "Life's a garden — dig it." Most famous person met: Ray Romano. Nickname: Sloth. Youth baseball: Mid-Valley Pony and North Valley Youth Baseball. College: Would like to attend Pepperdine or Stanford

Coach's comments: Bobby had a strong fall season. We look for him to play in the outfield, first base and pitch. Bobby is one of the hardest-working players on the team. He will continue to grow and develop with every game he plays. 2004: Played JV... Led team with .508 batting average, 33 hits, 43 total bases and .662 slugging percentage... Had 18 RBIs... Was 5-2 with 1.56 ERA ... All-WVL. Personal: Born March 6, 1989... son of Cheree and Bob Coyle. Greatest athletic achievement: Hitting two home runs in a game. Favorite movie: Top Gun. Favorite player: Jim Edmonds. Favorite quote: "Chicks dig the long ball." Most famous person met: Al Pacino. Nickname: Cobble. Youth baseball: Sunrise Little League, Westhills Baseball. College: Would like to attend Cal State Fullerton or UCLA.

**7***Outfielder-1B**6-0 • 165 • Sophomore**Bats: Left • Throws: Left***BOBBY
COYLE****14***2B-SS**5-7 • 140 • Junior**Bats: Right • Throws: Right***OSCAR
GUTIERREZ**

Coach's comments: Oscar is an outstanding player. His hard work has put him in a position to play a major role in the infield. He will add to a talented offense. He has the ability to make big plays. 2004: Had limited playing time on varsity... Batted .396 with 16 RBIs on JV ... Was JV All-WVL. 2003: Batted .330 on JV team ... Fourth on team with 30 hits ... First-team JV All-WVL ... Personal: Born Oct. 29, 1988 ... son of Maria and Jose Gutierrez. Greatest athletic achievement: Chatsworth's 2003 and 2004 national championships. Favorite movie: Ocean's Eleven. Favorite player: Carlos Beltran. Favorite quote: "Always give your best effort." Most famous person met: Mike Scioscia. Nickname: O. Youth baseball: Westhills Baseball. College: Would like to attend Cal State Fullerton.



11 _____

SS-Pitcher
6-0 • 170 • Sophomore
Bats: Left • Throws: Right

MIKE MOUSTAKAS

Coach's comments: Mike has gotten bigger, faster and stronger. We look for him to play a major role on the mound. Mike has power to all fields and runs well. He plays hard every inning of every game. 2004: Had a .321 batting average with nine doubles... Was 2-0 with a 0.00 ERA in two appearances... Second-team All-WVL... Was a scholar-athlete. Personal: Born Sept. 11, 1988... son of Connie and Mike Moustakas. Greatest athletic achievement: Winning 2004 national title with Chatsworth. Favorite movie: National Lampoon's Van Wilder. Favorite player: Ozzie Smith. Favorite quote: "It's not worth winning if you can't win big." Most famous person met: Ted Williams. Nickname: Moose. Youth baseball: Club teams. College: Would like to attend Stanford, Cal State Fullerton, USC or UCLA.


Coach's comments: Carlos has worked hard over the summer and fall to make himself into a solid catcher. He has a strong arm with a quick release. We have confidence in his ability to make decisions. Carlos handles the bat well and consistently puts the ball in play. 2004: Played JV... Batted .343 with six doubles and 16 RBIs... All-WVL. 2003: Played JV... Batted .263 with 23 RBIs. 2002: Played frosh-soph. Personal: Born June 13, 198...son of Karen and Carlos Najar. Greatest athletic achievement: Taking pregame at Dodger Stadium in 2004. Favorite movie: There's Something About Mary. Favorite player: Johnny Damon. Favorite quote: "It's not bad to be scared of bulls. Gangsters are probably scared of them." Most famous persons met: Mark Hoppus, Tom DeLonge and Travis Barker. Nicknames: LOS, Raspy. Youth baseball: Chatsworth Junior Baseball. College: Would like to attend San Diego State or Arizona State.



13 _____

Catcher
6-1 • 165 • Senior
Bats: Right • Throws: Right

CARLOS NAJAR




22 _____

Pitcher
6-4 • 220 • Senior
Bats: Right • Throws: Right

DARREN NORRIS

Coach's comments: Darren had an outstanding fall season. We look for him to be an impact player. Darren throws three pitches for strikes and fields his position well. He has the confidence and the passion to pitch in big games. 2004: Played JV ... Had 2.25 ERA with three saves... Batted .343 with seven doubles and a team-high 23 RBIs... 2003: Played JV... Was 6-0 with 1.71 ERA ... Batted .355 with 20 RBIs... All-WVL. Personal: Born Nov. 21, 1986... son of Lisa Furgivele and Dennis Norris. Greatest athletic achievement: Winning AAU and USSSA national titles. Favorite movie: Friday. Favorite player: Ken Griffey Jr. Favorite quote: "Don't hate the player, hate the game." Nickname: D-Bo. Youth baseball: Hart Pony, club teams. College: Would like to attend San Diego State or Cal State Fullerton.

Coach's comments: Jonathan had a very strong fall season. He has a good fastball and an outstanding changeup. Jonathan will play a major role on our pitching staff. He is a confident player who likes to compete. 2004: Led JV with 8-2 record in 10 appearances... Had 2.29 ERA... All-WVL... Was a scholar-athlete. 2003: Played JV... Was 2-0 with 3.03 ERA ... Was a scholar-athlete. Personal: Born April 27, 1988... son of Janice Howerton and Frank O'Leary. Greatest athletic achievement: Going four for four in a Little League all-star game. Favorite movie: Bad Boys II. Favorite player: Nolan Ryan. Favorite quote: "Go hard or go home." Most famous person met: Robin Ventura. Nickname: Jaypes. Youth baseball: Sunrise Little League, Westhills Baseball. College: Would like to attend Miami.



17 _____

Pitcher
6-0 • 155 • Junior
Bats: Right • Throws: Right

JONATHAN O'LEARY

Coach's comments: Oliver will play in the outfield and DH. We look for him to have a major impact on our offense. Oliver has outstanding power to all fields and has good speed. He is a hard-nose player who enjoys playing the game. 2004: Was fourth on the team in batting at .420... Had four home runs and 17 RBIs ... Second-team All-WVL. 2003: Led JV with .511 batting average, 46 hits and 32 RBIs... WVL JV player of the year... Was a scholar-athlete. Personal: Born April 4, 1988... son of Susana and Ronuelo Padre. Greatest athletic achievement: Making the Chatsworth varsity teams in baseball and football. Favorite movie: Sandlot. Favorite player: Derek Jeter. Favorite quote: "Thanks for all the negative in this world, 'cause you just make me stronger." Most famous person met: Garret Anderson. Nicknames: Olly, OP. Youth baseball: North Valley Youth Baseball, Northridge Little League. College: Would like to attend USC, UCLA, UC San Diego or Hawaii.

**19***Outfielder**5-10 • 190 • Junior**Bats: Right • Throws: Right***OLIVER
PADRE****5***Outfielder-2B**6-0 • 150 • Senior**Bats: Right • Throws: Right***MITUL
PATEL**

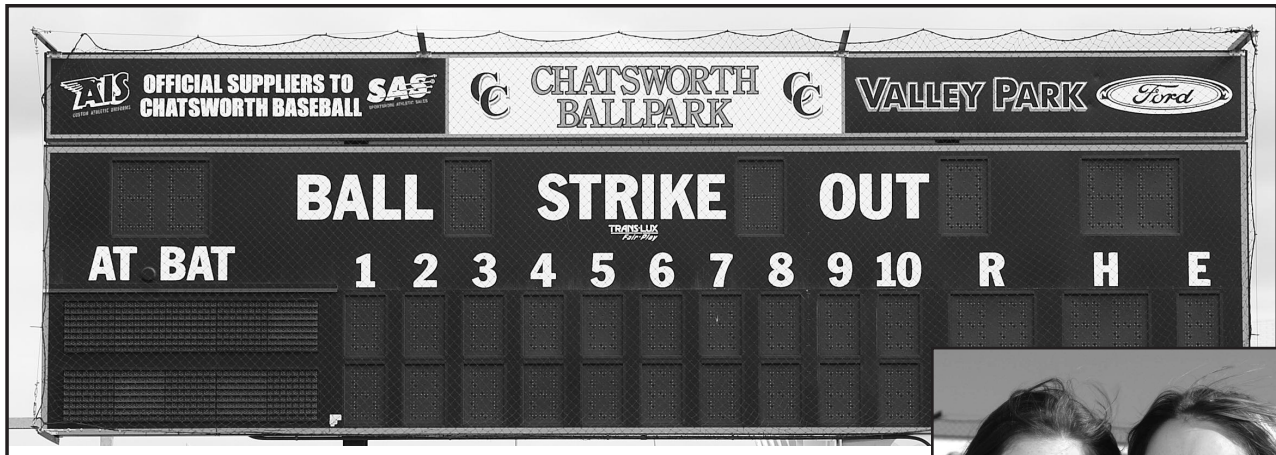
Coach's comments: Mitul will play center field and second base. He is a very intelligent player, always looking to make plays. Mitul is a key to our team's success. We will rely on his leadership and knowledge. 2004: Had limited at-bats but played in 25 games, mostly on defense... Recorded fifth-highest number of putouts on team... Was a scholar-athlete. 2003: Played JV... Second on team with 41 hits, third in batting at .423... Led team with seven triples and 15 stolen bases... Was a scholar-athlete. 2002: Played JV. Personal: Born Jan. 18, 1987... son of Lata and Navin Patel. Greatest athletic achievement: Being part of back-to-back national championships at Chatsworth. Favorite movie: Ocean's Eleven. Favorite player: Bret Boone. Favorite quote: "If it doesn't kill you, it only makes you stronger." Most famous person met: Kareem Abdul-Jabbar. Nickname: Cobra. Youth baseball: Chatsworth Junior Baseball League. College: Would like to attend a UC school.

Coach's comments: Josh will compete for innings on the mound. He has an outstanding fastball and he continues to develop his changeup. Josh has the potential to be a dominant pitcher. We like his work ethic and his passion for the game. 2004: Did not see action on varsity... Was 1-0 on JV. 2003: Had 2-0 record on JV with 3.00 ERA. Personal: Born Jan. 21, 1988... son of Lana and Virgil Ravin. Greatest athletic achievement: Winning title in youth tournament at Cooperstown, N.Y. Favorite movie: American History X. Favorite player: Roger Clemens. Favorite quote: "When it rains, it pours." Most famous person met: William Hung. Nickname: Raver. Youth baseball: Mid-Valley Pony, North Valley Youth Baseball. College: Would like to attend USC.

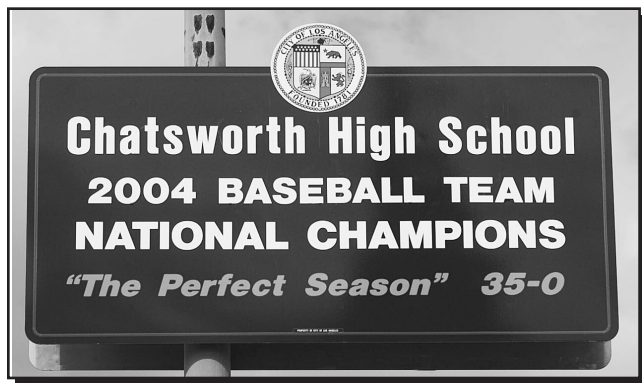
**29***Pitcher**6-4 • 190 • Junior**Bats: Right • Throws: Right***JOSH
RAVIN****25***Pitcher**6-1 • 190 • Senior**Bats: Left • Throws: Left***RYAN
SHINDELUS**

Coach's comments: Ryan gives us a quality left-hander that can start games or come out of the bullpen. Ryan has worked hard to develop his curve ball and changeup to go along with a good fastball. We look for him to pitch a lot of innings. 2004: Played JV... Was 3-1 with 3.68 ERA... Was a scholar-athlete. Personal: Born Jan. 1, 1987... son of Leslie and John Shindelus. Greatest athletic achievement: Being selected MVP of youth baseball tournament. Favorite movie: Training Day. Favorite player: Eric Gagne. Favorite quote: "Game over." Most famous person met: Jay Leno. Nickname: Shindy. Youth baseball: VCAA. College: Would like to attend Cal State Fullerton.

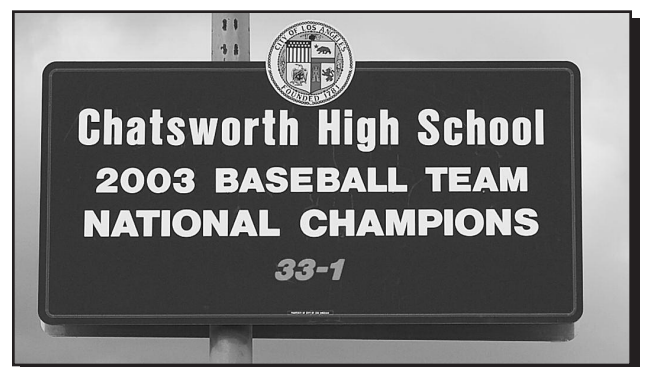
Scorekeeping



This year, sophomores Casey Kelly, left, and Lexi Magnuson will handle the scorekeeping duties for the Chatsworth varsity team. They are both in their first year with the Chancellors.



The City of Los Angeles proudly posted these National Champion signs along De Soto Ave. in front of the Chatsworth baseball field for all passing motorists to see. (see pg 67 for other photos)



2005

Jr. Varsity roster



1NO.	NAME	POSITION	TH/BTS	HT	WT	GRADE
1	Jason Fitzpatrick	OF	L/L	5-8	160	JR.
2	Mike Hasenfus	OF	L/L	5-7	135	SO.
3	James McKenna	2B	R/R	5-9	125	SO.
4	Luis Ramirez	OF	R/R	5-8	140	SO.
5	Kevin Treinen	SS-2B	R/R	5-9	140	SO.
7	Matt McKenna	1B	R/R	6-2	165	JR.
9	Jeff Redmond	3B	R/R	5-11	140	JR.
10	Nick Dillon	OF-P	R/R	5-8	155	JR.
11	Nick Devian	OF	R/R	5-7	150	SO.
14	Jarod Mateko	C	R/R	5-10	150	SO.
20	Brian Gallay	C	R/R	6-0	165	JR.
21	Jon Shields	OF	L/L	5-10	155	SO.
22	Trent Jones	P	R/R	6-3	175	SO.
23	Ryan Merrill	C	R/R	5-6	150	SO.
25	Matt Moreno	2B-SS	R/R	5-9	170	FR.
26	Tyron Pryor	OF	R/R	6-0	175	JR.
27	Phil McManama	OF	R/R	5-11	155	SO.
32	Trevor Takeyama	2B-P	R/R	5-7	115	FR.
35	Josh Reece	P-1B	R/R	6-0	210	FR.
44	Troy Cassidy	P-1B	L/R	6-1	165	SO.
45	Daniel Simmons	P	R/R	6-5	220	JR.

Coaches


24	Stuart Sellz	Head Coach	Cal State Northridge
28	Brady Burrill	Assistant Coach	Michigan State




44 Troy Cassidy




11 Nick Devian



10 Nick Dillion



1 Jason Fitzpatrick



20 Brian Gallyay




2 Mike Hasenfus




22 Trent Jones

2005 *Chancellors*

Stuart Sellz returns for his second season as coach of the JV team after guiding the Chancellors to a 21-5 overall record and 11-4 in West Valley League play. Sellz will be assisted by Brady Burrill, in his first season with the program.




14 Jarod Mateko




3 James McKenna

2005


Jr Varsity players




7 Matt McKenna




27 Phil McManama



23 Ryan Merrill




25 Matt Moreno



26 Tyron Pryor




4 Luis Ramirez



9 Jeff Redmond




35 Josh Reece




21 Jon Shields



45 Daniel Simmons



32 Trevor Takeyama



5 Kevin Treinen

Frosh/Soph roster

2005



NO.	NAME	POSITION	TH/BTS	HT	WT	GRADE
16	Greg Jimenez	3B-1B	R/R	5-9	165	FR.
17	Richard Palacios	C	R/R	5-11	150	FR.
19	James Wharton	1B-P	R/R	5-10	190	FR.
31	Thomas Cottrell	OF	R/R	5-6	120	FR.
36	Patrick O'Connell	OF-P	R/R	6-0	140	FR.
37	Alonso Rangel	3B	R/R	5-10	160	FR.
39	Jimmy Salmeron	2B-P	R/R	5-7	115	FR.
46	Andrew Trivino	OF	R/L	5-6	125	FR.
47	Mark Felshaw	SS	R/R	5-8	150	FR.
48	Cameron Milstein	P	R/R	5-7	115	FR.
50	Quinn Herrera	C	R/R	5-7	165	FR.

COACH


12 Charlie Hatfield Head Coach

Oklahoma

2005
Chancellors

2005

Frosh/Soph players




31 Thomas Cottrell




47 Mark Felshaw



50 Quinn Herrera




16 Greg Jimenez



48 Cameron Milstein




36 Patrick O'Connell




17 Richard Palacios



37 Alonso Rangel



39 Jimmy Salmeron



46 Andrew Trivino



19 James Wharton

There's no slowing down Coach Charlie Hatfield, who starts his 12th season in charge of the young team. Under his leadership, the squad finished 5-5 in 2004. Hatfield also helps out with the varsity team and is largely responsible for keeping the baseball field in pristine condition.

Stat Tracker

Streaks

Senior right-hander Justin Cassel (UC Irvine) finished the 2003 season with 25 consecutive scoreless innings. Here's the breakdown:

- Five innings against Granada Hills in a league game May 20
- Four innings against Fremont in the first round of the playoffs May 30
- Seven innings against Kennedy in the second round of the playoffs June 4
- Two innings in relief against Banning in the playoff semifinals June 6
- Seven innings against Carson in City Final on June 10

The Chancellors scored at least one run in 21 consecutive innings, starting in the sixth inning of an 8-0 victory over Taft on March 25 and continuing through first four innings of a 10-5 victory over El Camino Real on April 3.

Dodger Stadium

Since the City Section title game was first played at Dodger Stadium in 1969, Chatsworth has played at the venue 10 times, including twice for third place when such a game was also held at the stadium. Here's a recap:

Year	Opponent	W/L	Score	Place
1981	Sylmar	L	1-0	4th *
1982	Banning	W	5-3	3rd *
1983	Sylmar	W	8-7	1st *
1990	El Camino Real	W	3-2	1st **
1993	El Camino Real	L	7-6	2nd **
1994	El Camino Real	L	7-6 (9)	2nd **
1998	El Camino Real	L	5-2	2nd **
1999	Poly	W	17-7	1st **
2001	Roosevelt	W	2-1	1st **
2003	Carson	W	3-0	1st **

* Coached by Bob Lofrano

** Coached by Tom Meusborn

Chancellors in National Polls

USA Today

1. CHATSWORTH
2. La Costa Canyon (Carlsbad, CA)
3. Owasso (Owasso, MS)
4. Riverside (Greer, SC)
5. St. Paul's Episcopal (Mobile, AL)
6. La Quinta (Westminster, CA)
7. New Hope (Columbus, MS)
8. Seton Hall Prep (West Orange, NJ)
9. Chaparral (Scottsdale, AZ)
10. Westside (Omaha, NE)
11. Columbus (Miami, FL)
12. Farragut (Knoxville, TN)
13. East Ascencion (Gonzales, LA)
14. Lakewood Ranch (Bradenton, FL)
15. DeMatha (Hyattsville, MD)

Baseball America

1. CHATSWORTH
2. Farragut (Knoxville, TN)
3. La Quinta (Westminster, CA)
4. Riverside (Greer, SC)
5. La Costa Canyon (Carlsbad, CA)
6. Round Rock (Round Rock, TX)
7. St. Paul's Episcopal (Mobile, AL)
8. La Cueva (Albuquerque, NM)
9. Seton Hall Prep (West Orange, NJ)
10. Rose (Greenville, NC)
11. New Hope (Columbus, MS)
12. Owasso (Owasso, OK)
13. Chaparral (Scottsdale, AZ)
14. Elkins (Missouri City, TX)
15. A&M Consolidated (College Station, TX)

Collegiate Baseball

1. CHATSWORTH
2. Riverside (Greer, SC)
3. La Quinta (Westminster, CA)
4. Seton Hall Prep (West Orange, NJ)
5. Farragut (Knoxville, TN)
6. La Cueva (Albuquerque, NM)
7. La Costa Canyon (Carlsbad, CA)
8. St. Paul's Episcopal (Mobile, AL)
9. Owasso (Owasso, OK)
10. New Hope (Columbus, MS)
11. Clay Chalkville (Pinson, AL)
12. Westside (Omaha, NE)
13. Junius H. Rose (Greenville, NC)
14. Elkins (Missouri City, TX)
15. Columbus (Miami, FL)

1980-
2003

Review

varsity teams

City Champions	Chancellors' Overall Record				League Champions
1983	Year	Overall	League	Finish	1969 • 1972
	1980	15-9-1	7-7-1	4th	1981
1990	1981	19-9	11-4	1st	1982 • 1983
	1982	24-5	13-2	1st	1984
1999	1983	24-5	11-4	1st	1985 • 1986
	1984	19-7	12-3	1st	1987
2001	1985	23-4	14-1	1st	1988 • 1989
	1986	17-10	11-4	1st	1991
2003	1987	19-7	11-4	1st	1992 • 1994
	1988	29-2	15-0	1st	1995
	1989	21-7	12-4	1st	1996 • 1997
	1990	24-5-1	12-4-1	2nd	1998
	1991	18-7-1	13-3-1	1st	1999 • 2000
	1992	17-11	11-6	1st	2001
	1993	22-8	12-5	2nd	•
	1994	28-5	16-1	1st	2003
	1995	17-10	11-6	1st	
	1996	22-7	11-6	1st	
	1997	20-9	13-4	1st	
	1998	29-4	15-2	1st	
	1999	27-3	16-1	1st	
	2000	25-2-1	15-0	1st	
	2001	31-2	13-2	1st	
	2002	25-6	8-5	3rd	
	2003	33-1	15-0	1st	

National
Champions
2003

2003 National

2003

Tuesday, June 10

Los Angeles City Section Champions National Champions

Much more than a City Section title was at stake for the Chancellors when they faced the Carson Colts on a cool night at Dodger Stadium. The Chancellors went into the game ranked No. 1 in the nation and only a victory would guarantee their first national championship. They stood up to the challenge. Behind a marvelous performance by right-hander Justin Cassel and a huge home run by left fielder Bryan Petersen, the Chancellors defeated the Colts, 3-0, in front of about 4,000.

It was Chatsworth's third City Section title in five years and fifth overall. And when the final polls were announced a few days later, the Chancellors were declared national champions by USA Today, Baseball America magazine and Collegiate Baseball magazine. They were the first California team to be voted No. 1 in the nation by Baseball America in 11 years.

Cassel (15-0), a UC Irvine-bound senior who dominated all season, saved his best for the biggest stage yet. He took a no-hitter into the seventh inning before settling for his fourth one-hitter and eighth shutout of the year. As expected, he was selected the City Section most valuable player.

The Chancellors (33-1) reached the final riding a 14-game winning streak, including shutouts in two of the three playoff games: Fremont, 12-0; Kennedy, 2-0, and Banning, 4-3. Carson, which had lost to Chatsworth, 5-4, in a nonleague game at Carson in March, represented the last obstacle on the championship road.

Chatsworth wasted no time getting on the scoreboard. Senior leadoff batter and right fielder Keith Renno reached on an error and scored on senior catcher Jordan Sisson's single through the middle for a 1-0 lead in the bottom of the first inning.

Cassel then went to work and made the run stand inning after inning with a hard fastball and sharp curve ball that produced nine strikeouts. The first-inning run would have been sufficient to win the game, but Petersen came up with a virtual clincher in the sixth inning.

With senior pitcher Ross Liddell pinch-running at second base for junior outfielder Kevin Lee, who had walked as a pinch-hitter, Petersen turned on a 0-and-1 offering from right-hander Luis Magadan and blasted a 375-homer to right-center field to put the Chancellors ahead, 3-0. It was only the 15th homer in a City Section final since the title game started being played at Dodger Stadium in 1969.

A few minutes later, after senior second baseman Nimish Patel had fielded a grounder and fed senior shortstop Brett Munster for a game-ending force out at second base, the Chancellors were celebrating like they had never before—with another City Section title and their first national championship.

2003 City Section Final Box Score

CARSON

	AB	R	H	BI
Garcia, 2b	2	0	0	0
Camarillo, ss	3	0	0	0
Aguilar, c	2	0	0	0
Sims, rf	3	0	1	0
Napoleon, 1b	2	0	0	0
Rodriguez, 3b	3	0	0	0
Cruz, dh	2	0	0	0
Magadan, p	2	0	0	0
Jenkins, cf	2	0	0	0
a-Vargas, if	0	0	0	0
Totals	21	0	1	0

CHATSWORTH

	AB	R	H	BI
Renno, rf	2	1	0	0
Petersen, lf	3	1	1	2
Dominguez, cf	3	0	1	0
Sisson, c	3	0	1	1
Munster, ss	3	0	1	0
Fernandez, 3b	2	0	0	0
Fredericks, dh	2	0	0	0
Kops, 1b	2	0	0	0
Patel, 2b	1	0	0	0
Lee, ph	0	0	0	0
Liddell, pr	0	1	0	0
b-Cassel, p	0	0	0	0
Totals	21	3	4	3

a-replaced at bat by Cruz.

b-replaced at bat by Fredericks.

Carson	000	000	0	—	0
Chatsworth	100	002	x	—	3

E—Rodriguez. LOB—Carson 4, Chatsworth 2.

HR—Petersen (5). SB—Napoleon, Renno, Dominguez.

S—Renno.

Carson

	IP	H	R	ER	BB	SO
Magadan, L (14-5)	5.1	3	3	3	0	6
Hernandez	0.2	0	0	0	2	2

Chatsworth

	IP	H	R	ER	BB	SO
Cassel, W (15-0)	7	1	0	0	3	9

Champions

2003




Keith Renno steals second base in the first inning.



Catcher Jordan Sisson and pitcher Justin Cassel hoop it up after the final out.



Justin Cassel delivers en route to a one-hit victory.



Bryan Petersen, right, is greeted by Ross Liddell (30) and Jason Dominguez after his sixth-inning home run.



Keith Renno makes a diving catch in right field.



Coach Tom Meusborn and pitcher Justin Cassel celebrate the 3-0 victory.



Cassel hoists championship trophy.



Chancellors welcome Bryan Petersen after his two-run home run in the sixth inning.

2003 Stats

RECORD: 33-1 HOME: 17-0 AWAY: 13-0 NEUTRAL: 3-1 LEAGUE: 15-0

BATTING

(Sorted by Average)

Player	AVG	GP-GS	AB	R	H	2B	3B	HR	RBI	TB	SLG%	BB	HBP	SO	GDP	OB%	SF	SH	SB-ATT
Art Cisneros	.667	13-0	3	7	2	0	1	0	0	4	1.333	1	0	0	1	.750	0	0	1-2
Willie Cabrera	.500	7-7	28	10	14	7	0	0	5	21	.750	0	1	2	0	.517	0	0	2-2
Jason Dominguez	.449	34-34	107	40	48	11	4	9	47	94	.879	23	2	16	1	.549	1	0	7-8
Keith Renno	.444	34-34	117	48	52	8	1	3	20	71	.607	11	4	18	0	.508	0	5	14-15
Chris Fredericks	.400	30-24	70	14	28	3	1	1	14	36	.514	10	1	16	1	.481	0	2	5-7
Jordan Sisson	.385	34-34	117	35	45	8	1	9	42	82	.701	6	6	13	4	.432	3	0	2-3
Mike Fernandez	.381	34-34	97	20	37	9	1	8	28	72	.742	8	6	27	1	.455	1	3	8-10
Brett Munster	.364	34-34	107	28	39	8	2	3	37	60	.561	9	5	18	3	.438	0	4	6-11
Bryan Petersen	.307	33-33	101	32	31	6	3	5	29	58	.574	21	3	20	0	.437	1	1	8-11
Jared Kops	.261	28-25	69	11	18	5	0	0	10	23	.333	4	5	13	0	.342	1	3	2-2
Kevin Lee	.259	23-10	27	10	7	1	0	2	2	14	.519	10	3	6	2	.500	0	2	1-1
Thomas Cassidy	.222	19-17	45	8	10	2	0	1	9	15	.333	12	2	7	1	.407	0	1	2-2
Justin Cassel	.167	6-5	12	0	2	0	0	0	3	2	.167	0	1	7	0	.214	1	0	0-0
Nimish Patel	.103	30-30	29	3	3	1	0	0	2	4	.138	2	0	12	1	.161	0	3	1-1
Evan Jachno	.000	2-0	3	1	0	0	0	0	0	0	.000	1	0	2	0	.250	0	0	0-0
Ross Liddell	.000	4-0	0	3	0	0	0	0	0	0	.000	0	0	0	0	.000	0	0	0-0
Total	.361	34-34	932	270	336	69	14	41	248	556	.597	118	39	177	15	.449	8	24	59-75
Opponents	.194	34-34	813	78	158	33	3	12	71	233	.287	71	18	240	17	.273	3	12	10-16

LOB — Team (222), Opponents (158). Picked off — Fernandez 4, Munster 1, Fredericks 1, Sisson 1.

PITCHING

(Sorted by Earned-Run Average)

Player	ERA	W-L	APP	GS	CG	SHO	SV	IP	H	R	ER	BB	SO	2B	3B	HR
Thomas Cassidy	0.00	1-0	3	0	0	0	0	2.2	1	0	0	4	3	0	0	0
Bryan Petersen	0.00	0-0	1	1	0	0	0	1.0	0	0	0	2	1	0	0	0
Ross Liddell	0.00	0-0	1	0	0	0	0	0.1	0	0	0	0	0	0	0	0
Chris Bowers	0.00	0-0	1	0	0	0	0	0.1	0	0	0	2	0	0	0	0
Justin Cassel	1.13	15-0	17	15	13	8	1	99.0	57	17	16	22	119	12	0	1
Jason Dominguez	2.60	11-0	12	11	8	2	0	70.0	46	29	26	24	84	9	1	8
Evan Jachno	3.05	5-1	9	6	2	0	0	39.0	35	20	17	11	21	8	0	1
Zach Oasheim	5.25	1-0	5	1	1	0	0	14.2	19	12	11	6	12	4	2	2
Total	2.16	33-1	34	34	24	12	1	227.0	158	78	70	71	240	33	3	12
Opponents	8.05	1-33	34	34	14	1	0	209.2	336	270	241	118	177	69	14	41

PB — Team (1), Sisson 1. Pickoffs — Team (7), Cassel 5, Oasheim 2, Opponents (4). SBA/ATT — Sisson (10-16), Cassel (4-8), Dominguez (2-3), Petersen (2-3), Jachno (2-2).

FIELDING

(Sorted by Percentage)

Player	C	PO	A	E	FLD%	Player	C	PO	A	E	FLD%
Jason Dominguez	34	27	7	0	1.000	Mike Fernandez	57	8	44	5	.912
Bryan Petersen	27	27	0	0	1.000	Justin Cassel	28	9	16	3	.893
Willie Cabrera	20	6	14	0	1.000	Zach Oasheim	7	0	6	1	.857
Chris Fredericks	8	8	0	0	1.000	Evan Jachno	13	4	7	2	.846
Kevin Lee	2	1	1	0	1.000	Ross Liddell	0	0	0	0	.000
Jordan Sisson	257	242	13	2	.992	Art Cisneros	0	0	0	0	.000
Thomas Cassidy	69	58	10	1	.986	Chris Bowers	0	0	0	0	.000
Jared Kops	187	172	12	3	.984						
Keith Renno	53	52	0	1	.981	Total	976	681	266	29	.970
Nimish Patel	109	34	70	5	.954	Opponents	906	629	220	57	.937
Brett Munster	105	33	66	6	.943						

DPs turned — Team (17), Opponents (15).

2003-
2002

Review varsity teams




2003

National Champions

L to R

- Front: Kevin Lee, Willie Cabrera, Art Cisneros, Michael Encinas, Brian Kaplun, Shawn Meusborn, Mike Fernandez, Oliver Padre, Oscar Gutierrez.
- Middle: Mitul Patel, Thomas Cassidy, Jordan Sisson, Chris Fredericks, Bryan Petersen, Ross Liddell, Zach Oasheim, Nimish Patel, Evan Jachno, Assistant Coach Ron Martinez.
- Back: Trainer Mike Nash, Assistant Coach P.C. Shaw, Assistant Coach Fred Pudrith, Assistant Coach Mike Encinas, Justin Cassel, Brett Munster, Keith Renno, Jared Kops, Jason Dominguez, Assistant Coach Stuart Sellz, Assistant Coach Charlie Hatfield, Head Coach Tom Meusborn.




2002

City Semi- Finalists

L to R

- Front: Art Cisneros, Willie Cabrera, Brian Lee, Robert Ninfo, Joudan Leiro
- Middle: Jordan Sisson, Ryan Barba, Bryan Petersen, Chris Fredericks, Jason Dominguez
- Back: Assistant Coach Fred Pudrith, Justin Cassel, Keith Renno, Joe Guntz, Brett Munster, Jared Halpert, Head Coach Tom Meusborn



2001

City Champs

L to R

Front: Brian Lee, Joudan Leiro, Brent Paet, Nick Sarian, Brian Kaplun, Shawn Meusborn, Danny Dominguez, Paul Baumstark, Robert Ninfo

Middle: Brett Munster, Chris Fredericks, Art Chavarria, Jordan Sisson, Gregg Wallis, Jon Selman, Ian Kramer, Ryan Barba, Joe Guntz, Jason Dominguez

Back: Assistant Coach Matt LaCour, Assistant Coach Chuck Hatfield, Assistant Coach Mike Encinas, George Spadier, Jared Halpert, Sean Richards, Justin Cassel, Keith Renno, Assistant Coach Stuart Sellz, Assistant Coach Ron Martinez, Head Coach Tom Meusborn



2000

City Quarter-Finalists

L to R


Front: Brian Levinson, Justin Hanchett, Danny Dominguez, Brian Lee, Oscar Marin

Middle: Sean Richards, Art Chavarria, Matt Fisher, Ryan Barba, Gregg Wallis, Joe Guntz

Back: Assistant Coach Matt LaCour, Assistant Coach John DiPoma, Andy Orsini, Jared Halpert, Brett Munson, George Spadier, Nick Huston, Jacob Ball, Head Coach Tom Meusborn

1999-
1998

Review varsity teams



1999

City Champs

L to R

Front: Jared Halpert, Scott Drake, Matt Fisher, Gregg Wallis, Joe Guntz, Shawn Meusborn

Middle: Bradley Sarian, Scott Sellz, Jeff Spector, Jason Spector, Brett Munson, Sean Richards, Jacob Ball, Assistant Coach Mitch Root, Brandon Sellz

Back: Assistant Coach Erwin Wexler, Assistant Coach Matt LaCour, Steve Kracow, Ryan Robbins, Chad Redfern, Matt Cassel, Charles Kenny, Mike Kunes, Nick Huston Assistant Coach Chuck Hatfield, Head Coach Tom Meusborn



1998

City Finalists

L to R

Front: Keith Renno, Loren Devries, Bryan Gant, Matt Fisher, Kenny Levinson, Jon Weigand, Eric Paschal, Cody Levinson

Middle: Assistant Coach John Dipoma, Brian Fox, Charles Kenny, Clint Schires, Scott Sellz, Ryan Robbins, Ismael Marin, Kevin O'Hara, Assistant Coach Ron Martinez

Back: Assistant Coach Mike Encinas, Assistant Coach Matt LaCour, Mike Kunes, Tom Morefield, Danny Eisenberg, Matt Cassel, Jason Renno, Chad Redfern, Assistant Coach Chuck Hatfield, Sara Gudis, Head Coach Tom Meusborn



1997

City Semi- Finalists


L to R

Front: Nathan Frost, Tim Weigand, Frank Dipoma, Jon Foreman, Jamie Bocanegra

Middle: Travis Winn, Brian Kaplon, Scott Bennett, Jacob Gutzman, Bryan Gant, Kevin O'Hara

Back: Assistant Coach Eric Perez, Greg Wold, Dan Yeaman, Danny Eisenberg, Jason Renno, Tom Morefield, David Sark, Mike Kunes, Head Coach Tom Meusborn

Not Pictured: Ismael Marin, Matt Fisher



1996

City Semi- Finalists

L to R

Front: Matt Evanson, Travis Winn, Tim Weigand, Stuart Sellz, Andrew Silver

Middle: Zach Sniderman, Mike Wexler, Dan Yeaman, Frank Dipoma, Jacob Gutzman, Greg Wold, Tom Morefield

Back: Assistant Coach Eric Perez, David Sark, Erick Buitrago, Danny Phillips, Joe Tillmon, Micah Berger, Assistant Coach Val Pompa, Head Coach Tom Meusborn

1995-
1994

Review varsity teams



1995


City Quarter- Finalists

L to R

Front: Micah Berger, Frank Dipoma, Matt Evanson, Dan Moreno, Andrew Silver

Middle: Greg Wold, Mike Wexler, Randy Whitson, Pat Rizzotti, Ray Daryabigi, Tony Ardito, Rod Daryabigi, Kirby Faciane

Back: Assistant Coach Ron Martinez, Assistant Coach Eric Perez, Jon Tucker, Danny Phillips, Harry Kenoi, Fred Farzaneh, Oscar Bocanegra, Joe Tillmon, Head Coach Tom Meusborn



1994

City Finalists

L to R

Front: Micah Berger, Ray Daryabigi, Rod Daryabigi, Randy Whitson, Kirby Faciane, Jeremy Tayahua, Josh Rawitch, Tony Montiel

Middle: Assistant Coach Pete Redfern, Danny Phillips, Bryan LaCour, Jim DeBiase, Oscar Bocanegra, Mike Amado, Danny Martin, Greg Wold, Tony Ardito, Joe Tillmon

Back: Assistant Coach Ron Martinez, Assistant Coach Steve Thompson, Eric Rovner, Brandon Murphy, Harry Kenoi, Fred Farzaneh, Brian Wittman, Assistant Coach Greg McGuire, Head Coach Tom Meusborn



1993 City Finalists

L to R

- Front: Ray Daryabigi, Rod Daryabigi, Jeremy Tayahua, Tony Montiel, Luis Enriquez, Rene Acosta, Jed McPherson
- Middle: Jim DeBiase, Blair Beardsley, Mark Lopez, Bryan LaCour, Ryan Mort, Doug Sidwell, Mike Amado, Chris Kohli, Assistant Coach Pete Redfern
- Back: Assistant Coach Steve Thompson, Assistant Coach Greg McGuire, Harry Kenoi, Brandon Murphy, Kyle Reed, Eric Rovner, Assistant Coach Ron Martinez, Head Coach Tom Meusborn



1992 City Semi- Finalists

L to R

- Front: Eric Holliday, Eddie Ramos, Matt LaCour, Jesse Yeomans, Ben Yosfan, Scott Monatlik, Doug Dean, Assistant Coach Pete Redfern
- Back: Assistant Coach Steve Thompson, Bryan LaCour, Mark Lopez, David Stevenson, Brandon Nickens, Kyle Reed, Danny Knight, Matt Gorman, Head Coach Tom Meusborn

1991-
1990

Review varsity teams



1991

City Quarter- Finalists

L to R

Front: Suelkie Kim, Chad Reuser, Brian Gilder

Middle: Doug Dean, Brian Comer, Billy McKnight, Mike Muir, Adam Pearlman, Nestor Martinez, Assistant Coach Pete Redfern

Back: Jimmy Llewelyn, Thurman Williams, Mitch Root, Brandon Nickens, Justin Jones, Scott Carpenter, Matt Gorman, Assistant Coach Steve Thompson, Head Coach Tom Meusborn



1990

4A City Champs

L to R

Front: Doug Dean, Nestor Martinez, Brian Gilder, Rodney Bloom, John Martorano, Scott Carpenter.

Middle: Tommy Lee, Mike Mancuso, Adam Pearlman, Mike Muir, Robert Garbo, Danny Rodriguez, Brett Thompson

Back: Assistant Coach Steve Thompson, Mitch Root, Terry Powell, Reed McMackin, Nick Simpson, Soly Maya, Head Coach Tom Meusborn

2004 Stats

RECORD: 35-0 HOME: 21-0 AWAY: 13-0 NEUTRAL: 1-0 LEAGUE: 15-0

BATTING

(Sorted by Average)

Player	AVG	GP-GS	AB	R	H	2B	3B	HR	RBI	TB	SLG%	BB	HBP	SO	GDP	OB%	SF	SH	SB-ATT
Willie Cabrera	.545	35-35	132	60	72	11	3	11	51	122	.924	14	2	8	0	.591	1	0	9-9
Jason Dominguez	.490	35-35	102	49	50	18	1	6	35	88	.863	23	9	9	2	.590	5	1	13-14
Matt Dominguez	.461	35-35	115	35	53	13	2	8	65	94	.817	16	1	9	3	.511	5	0	2-2
Chris Imel	.455	16-0	11	8	5	1	0	0	4	6	.545	5	2	2	0	.632	1	0	0-0
Oliver Padre	.420	29-18	50	27	21	7	0	4	17	40	.800	12	7	14	1	.580	0	0	0-0
Mike Fernandez	.402	35-35	117	33	47	12	3	6	43	83	.709	6	3	24	0	.438	2	1	3-4
Tim Nowak	.400	26-18	15	12	6	2	0	0	5	8	.533	4	1	1	0	.550	0	1	3-3
J.C. Barker	.391	33-32	87	33	34	3	2	3	25	50	.575	9	2	8	0	.441	4	2	4-4
Bryan Petersen	.386	29-29	83	34	32	9	2	3	31	54	.651	20	5	21	0	.523	1	5	11-12
Thomas Cassidy	.378	35-35	90	30	34	10	0	4	30	56	.622	25	3	13	1	.512	3	4	0-1
Andrew Baslow	.333	24-7	12	8	4	1	2	0	7	9	.750	1	0	4	0	.357	1	1	4-4
Mike Moustakas	.321	35-35	84	30	27	9	0	2	19	42	.500	23	9	10	5	.504	1	4	6-8
Jake Norton	.222	16-13	27	4	6	0	0	2	10	12	.444	5	0	4	0	.333	1	1	0-0
Mitul Patel	.211	25-11	19	9	4	0	0	0	3	4	.211	2	1	4	0	.318	0	2	0-3
Oscar Gutierrez	.000	3-1	1	0	0	0	0	0	0	0	.000	0	0	0	0	.000	0	0	0-0
Total	.418	35-35	945	372	395	96	15	49	345	668	.707	165	45	131	12	.513	25	22	55-64
Opponents	.211	35-35	769	67	162	39	1	7	60	224	.291	64	32	248	19	.298	0	8	11-21

LOB — Team (231), Opponents (149). Picked off — JDominguez 2, Barker 1, MDominguez 1, Moustakas 1, Padre 1.

PITCHING

(Sorted by Earned-Run Average)

Player	ERA	W-L	APP	GS	CG	SHO	SV	IP	H	R	ER	BB	SO	2B	3B	HR
Mike Moustakas	0.00	2-0	2	1	0	0	0	9.0	6	3	0	2	6	3	0	0
Bryan Petersen	0.84	1-0	10	0	0	0	5	16.2	5	2	2	10	28	1	0	0
Jason Dominguez	1.38	13-0	17	13	10	4	1	81.1	56	21	16	20	93	14	0	5
Thomas Cassidy	1.66	6-0	6	6	1	1	0	25.1	10	7	6	12	22	3	1	0
Jake Norton	2.24	11-0	13	13	6	2	0	68.2	66	27	22	16	83	12	0	2
Zach Oasheim	2.25	1-0	5	2	0	0	0	9.1	8	3	3	3	7	1	0	0
Adrian Pereyra	2.42	1-0	7	0	0	0	0	8.2	10	4	3	1	9	5	0	0
Total	1.66	35-0	35	35	17	10	1	219.0	162	67	52	64	248	39	1	7
Opponents	10.73	0-35	35	35	8	0	0	199.2	395	372	306	165	131	96	15	49

PB — Team (3), Fernandez 3. Pickoffs — Team (15), JDominguez 7, Cassidy 3, Norton 2, Oasheim 2, Pereyra 1, Opponents (3).

SBA/ATT — Fernandez (11-17); Norton (7-11), Cassidy (2-4), JDominguez (1-4), Pereyra (1-1), Oasheim (0-1).

FIELDING

(Sorted by Percentage)

Player	C	PO	A	E	FLD%	Player	C	PO	A	E	FLD%
Mitul Patel	36	32	4	0	1.000	Willie Cabrera	101	48	47	6	.941
J.C. Barker	15	15	0	0	1.000	Mike Moustakas	111	38	66	7	.937
Tim Nowak	13	13	0	0	1.000	Matt Dominguez	57	15	37	5	.912
Oscar Gutierrez	9	3	6	0	1.000	Jake Norton	22	1	19	2	.909
Zach Oasheim	7	0	7	0	1.000	Andrew Baslow	10	7	1	2	.800
Adrian Pereyra	1	0	1	0	1.000	Chris Imel	2	1	0	1	.500
Thomas Cassidy	199	172	25	2	.990	Oliver Padre	0	0	0	0	.000
Jason Dominguez	56	29	26	1	.982						
Mike Fernandez	279	257	16	6	.978	Total	956	657	265	34	.964
Bryan Petersen	38	26	10	2	.947	Opponents	873	599	221	53	.939

DPs turned -- Team (19), Opponents (12).

2004 Game-by-Game Results

(35-0 Overall, 15-0 West Valley League, 21-0 Home, 13-0 Away, 1-0 Neutral)

Date	Opponent	Score	CHS Pitcher	Notes
3-5	at San Fernando	5-2	JDominguez (1-0)	Freshman Matt Dominguez doubles, triples, 3 RBI
3-6	Saugus	3-2	Norton (1-0)	Petersen's bases-loaded walk drives in winning run in sixth
3-9	at Channel Islands	14-1	Cassidy (1-0)	Petersen hits for cycle
3-11	at Royal	4-1	JDominguez (2-0)	Jason Dominguez 11 Ks; Cabrera 3 hits
3-13	vs. Ventura (CSDH)	13-2	Norton (2-0)	Cassidy 2-run HR; Petersen 3 Ks in 1 inning of relief
3-16	Carson	9-2	Cassidy (2-0)	Cassidy 2 hits, 2 RBI
3-18	Kennedy	6-1	Norton (3-0)	Jason Dominguez 2-run HR
3-20	Chaminade	3-1	Oasheim (1-0)	Cabrera HR; Matt Dominguez HR
3-23	at El Camino Real *	6-4	Petersen (1-0)	Norton, Fernandez end tie with RBI hits in eighth
3-25	El Camino Real *	2-1	Norton (4-0)	Barker's hit in sixth ends 1-1 tie; Matt Dominguez RBI
3-27	Grant	24-0	Cassidy (3-0)	Fernandez 5 RBI; Jason Dominguez 3 RBI
3-29	Birmingham *	13-0	JDominguez (3-0)	Petersen grand slam; Dominguez 1-hitter
4-2	at Birmingham *	11-6	Norton (5-0)	Petersen 4 RBI; Matt Dominguez 3 hits
4-5	vs. Bakrsfld Centennial	6-4	JDominguez (4-0)	Norton HR; Barker RBI double
4-5	vs. LV Durango	6-3	Petersen (1-0)	Fernandez double, triple, 2 RBI
4-6	vs. Sac. Christian Bros.	20-4	Pereyra (1-0)	Cabrera 5 hits, including HR; Cassidy HR
4-7	vs. LV Cheyenne	6-5	Norton (6-0)	Matt Dominguez 2 HRs, one a walk-off solo shot
4-7	vs. LV Coronado	12-0	Moustakas (1-0)	Fernandez HR; Petersen HR; Moustakas 4 Ks
4-13	Cleveland *	12-2	JDominguez (5-0)	Cabrera HR; Jason Dominguez HR; Moustakas HR
4-15	at Cleveland *	6-2	Norton (7-0)	Moustakas 2 RBI; Fernandez 2 RBI
4-17	Highland	10-0	Cassidy (5-0)	Cassidy 3-hitter; Barker HR
4-19	at Granada Hills *	15-0	JDominguez (6-0)	Fernandez HR; Jason Dominguez HR, 2-hitter
4-22	Granada Hills *	14-1	Norton (8-0)	Matt Dominguez HR, 5 RBI; Cabrera HR
4-24	Westlake	22-4	Cassidy (6-0)	Cabrera slam; Fernandez 2 HRs; JDominguez 4 doubles
4-27	Taft *	20-0	JDominguez (7-0)	Matt Dominguez HR, 4 RBI; Cabrera 4 hits
4-29	at Taft *	11-1	Norton (9-0)	Fernandez 2 doubles, 4 RBI; Norton HR; Padre HR
5-3	at El Camino Real *	24-3	JDominguez (8-0)	Jason Dominguez HR; Cabrera HR; Matt Dominguez 5 RBI
5-6	Birmingham *	14-0	Norton (10-0)	Cabrera 2 HRs; Padre HR; Barker HR; Cassidy 3 RBI
5-11	Cleveland *	14-0	JDominguez (9-0)	Moustakas HR; Padre HR; Petersen pair of 2-run doubles
5-13	at Granada Hills *	6-0	Norton (11-0)	Norton 1-hitter, 11 Ks; Cassidy 2 doubles
5-18	Taft *	10-0	JDominguez (10-0)	Barker HR; Jason Dominguez HR
5-28	Narbonne	7-3	JDominguez (11-0)	Matt Dominguez HR; Cabrera HR
6-2	Sylmar	6-4	JDominguez (12-0)	Cabrera 4 hits; Jason Dominguez 8 Ks in relief
6-4	vs. Kennedy (BHS)	10-7	Moustakas (2-0)	Cassidy 3-run double; Cabrera HR
6-8	vs. San Pedro (DS)	7-1	JDominguez (13-0)	Dominguez 5-hitter; Cabrera 2 RBI; Cassidy RBI; Patel RBI

* West Valley League

(CSDH) — Cal State Dominguez Hills

Las Vegas tournament games at Durango High

(BHS) — Birmingham High

(DS) — Dodger Stadium

Record Book results

1980-
2004

Batting Year-by-Year Leaders

AT-BATS

1980	Steve Chase	76
1981	Glen Braybrooks	88
	Reggie Lambert	88
1982	Bruce Ketring	87
1983	Sherman Webb	87
1984	Pete Kuld	83
1985	Chae-Ho Chong	94
1986	Robert Roseboro	87
1987	Rex McMackin	81
	Ty Powell	81
1988	Joel Wolfe	96
1989	Rich Aude	99
1990	Scott Carpenter	102
1991	Nestor Martinez	92
1992	Mark Lopez	86
1993	Mark Lopez	103
1994	Ray Daryabigi	117
1995	Fred Farzaneh	80
1996	Joe Tillmon	99
1997	Bryan Gant	98
1998	Bryan Gant	111
1999	Matt Fisher	108
2000	Gregg Wallis	90
2001	Gregg Wallis	118
2002	Brian Lee	101
2003	Keith Renno	117
	Jordan Sisson	117
2004	Willie Cabrera	132

RUNS

1980	Steve Chase	20
	Craig Stevenson	20
1981	Reggie Lambert	23
1982	Bruce Ketring	36
1983	Leo Lambert	21
	Steve Reed	21
1984	Pete Kuld	24
1985	Glenn Stevenson	36
1986	John Dunn	27
1987	John Dunn	33
	Joel Wolfe	33
1988	Joel Wolfe	32
1989	Jason Evans	44
1990	Nestor Martinez	39
1991	Mitch Root	41
1992	Mark Lopez	27
1993	Bryan LaCour	39
1994	Rod Daryabigi	39
1995	Joe Tillmon	25
1996	Mike Wexler	38
1997	Greg Wold	34
	Bryan Gant	34
1998	Bryan Gant	51
1999	Matt Fisher	38
2000	Gregg Wallis	39
2001	Brian Lee	33
	Gregg Wallis	33
2002	Brian Lee	34
2003	Keith Renno	48
2004	Willie Cabrera	60

HITS

1980	Craig Stevenson	28
1981	Reggie Lambert	35
1982	Bruce Ketring	36
1983	Steve Reed	31
1984	Pete Kuld	33
1985	Glenn Stevenson	36
1986	Robert Roseboro	36
1987	Rex McMackin	40
1988	Joel Wolfe	39
1989	Rich Aude	45
1990	Nestor Martinez	44
1991	Mitch Root	44
1992	Mark Lopez	29
	Eddie Ramos	29
1993	Bryan LaCour	43
1994	Bryan LaCour	51
1995	Fred Farzaneh	28
1996	Joe Tillmon	42
1997	Bryan Gant	42
	Tim Weigand	42

1998	Bryan Gant	46
1999	Matt Fisher	43
2000	Gregg Wallis	35
2001	Gregg Wallis	53
2002	Jason Dominguez	46
2003	Keith Renno	52
2004	Willie Cabrera	72

DOUBLES

1980	Not available	
1981	Glen Braybrooks	6
1982	Randy Levinson	6
1983	Keith Nicholson	13
1984	Bill Berry	6
	Pete Kuld	6
1985	Chae-Ho Chong	8
	Marc Pfeiffer	8
1986	Robert Roseboro	9
1987	Rex McMackin	12
1988	Joel Wolfe	8
1989	Jason Evans	8
	Eric Johnson	8
1990	Nestor Martinez	12
1991	Adam Pearlman	13
1992	Mark Lopez	6
1993	Bryan LaCour	16
1994	Bryan LaCour	9
1995	Tony Ardito	10
	Jon Tucker	10
1996	Mike Wexler	12
1997	Greg Wold	12
1998	Bryan Gant	17
1999	Matt Fisher	15
2000	Matt Fisher	10
2001	Gregg Wallis	10
2002	Jason Dominguez	11
	Brian Lee	11
2003	Jason Dominguez	11
2004	Jason Dominguez	18

TRIPLES

1980	Not available	
1981	Reggie Lambert	4
1982	Bruce Ketring	3
1983	Steve Reed	5
1984	Pete Kuld	6
1985	Juan Hernandez	4
	Marc Pfeiffer	4
1986	Marcelino Mendoza	3
1987	John Dunn	5
1988	John Haselbusch	2
	Art Lowe	2
	Ty Powell	2
	Joel Wolfe	2
1989	Kevin Chong	3
	Jason Evans	3
1990	Mitch Root	5
1991	Mike Muir	4
1992	Mark Lopez	3
1993	Tony Montiel	4
1994	Bryan LaCour	3
	Brandon Murphy	3
1995	Jon Tucker	4
1996	Several with	1
1997	Tim Weigand	3
	Greg Wold	3
1998	Matt Fisher	6
1999	Jason Spector	4
2000	Matt Fisher	3
	Brett Munson	3
2001	Jared Halpert	4
2002	Brett Munster	3
2003	Jason Dominguez	4
2004	Willie Cabrera	3
	Mike Fernandez	3

HOME RUNS

1980	Not available	
1981	Steve Vincent	4
1982	Larry Beinfest	5
1983	Pete Kuld	3
1984	Pete Kuld	3
1985	Marc Pfeiffer	4
1986	Joel Wolfe	4
1987	Joel Wolfe	4
1988	Joel Wolfe	3

1989	Rich Aude	6
1990	Mitch Root	3
1991	Mitch Root	7
1992	David Stevenson	3
1993	Bryan LaCour	4
	Mark Lopez	4
1994	Tony Montiel	2
1995	Fred Farzaneh	2
	Dan Phillips	2
	Pat Rizzotti	2
	Jon Tucker	2
	Dan Phillips	8
1996	Tom Morefield	7
1997	Tom Morefield	11
1998	Scott Sellz	7
1999	Jason Spector	7
2000	Matt Fisher	6
2001	Brian Lee	7
2002	Jason Dominguez	8
2003	Jason Dominguez	9
	Jordan Sisson	9
2004	Willie Cabrera	11

RUNS BATTED IN

1980	Craig Stevenson	19
	Ty Vanburkleo	19
1981	Reggie Lambert	24
1982	Larry Beinfest	32
	Randy Levinson	32
1983	Sherman Webb	20
1984	Pete Kuld	21
1985	Chae-Ho Chong	34
1986	Robert Roseboro	27
	Joel Wolfe	27
1987	Joel Wolfe	29
1988	Joel Wolfe	29
1989	Rich Aude	29
1990	Mitch Root	35
1991	Nestor Martinez	33
1992	David Stevenson	23
1993	Tony Montiel	30
1994	Bryan LaCour	41
1995	Fred Farzaneh	30
1996	Joe Tillmon	34
1997	David Sark	40
1998	Tom Morefield	46
1999	Matt Fisher	36
2000	Matt Fisher	37
2001	Jared Halpert	36
2002	Jason Dominguez	38
2003	Jason Dominguez	47
2004	Matt Dominguez	65

BASES ON BALLS

1980	Craig Stevenson	15
1981	Steve Vincent	19
1982	Joe Gioia	22
1983	Leo Lambert	17
1984	Jason Watt	16
1985	Bill Berry	24
1986	Dave Maine	24
1987	Rex McMackin	26
1988	Rex McMackin	23
1989	Jason Evans	26
1990	Mike Mancuso	32
1991	Adam Pearlman	19
	Mitch Root	19
1992	Mark Lopez	20
1993	Tony Montiel	25
1994	Bryan LaCour	24
1995	Jon Tucker	19
1996	Joe Tillmon	20
1997	Danny Eisenberg	22
1998	Tom Morefield	25
1999	Jeff Spector	24
2000	Jacob Ball	20
2001	Brian Lee	21
2002	Brett Munster	16
2003	Jason Dominguez	23
2004	Tom Cassidy	25

STOLEN BASES

1980	Usher Barnum	11
1981	Reggie Lambert	20
1982	Bruce Ketring	21
	Richard Simen	21

1983	Leo Lambert	29
1984	Glen Stevenson	25
1985	Chae-Ho Chong	29
1986	Brent Ruedy	21
1987	Joel Wolfe	21
1988	Joel Wolfe	22
1989	Jason Evans	27
1990	Scott Carpenter	10
	Nick Simpson	10
1991	Thurman Williams	12
1992	Matt LaCour	5
1993	Mark Lopez	11
1994	Bryan LaCour	17
1995	Kirby Faciane	6
1996	Joe Tillmon	12
1997	Tim Weigand	16
1998	Bryan Gant	27
1999	Chad Redfern	14
2000	Matt Fisher	10
	Gregg Wallis	10
2001	Gregg Wallis	11
2002	Jason Dominguez	10
	Keith Renno	10
2003	Keith Renno	14
2004	Jason Dominguez	13

TOTAL BASES

1980	Not available	
1981	Reggie Lambert	49
1982	Bruce Ketring	49
1983	Steve Reed	50
1984	Pete Kuld	57
1985	Marc Pfeiffer	61
1986	Robert Roseboro	49
1987	Joel Wolfe	66
1988	Joel Wolfe	57
1989	Rich Aude	71
1990	Nestor Martinez	64
1991	Mitch Root	76
1992	Mark Lopez	47
1993	Bryan LaCour	72
1994	Bryan LaCour	69
1995	Jon Tucker	51
1996	Danny Phillips	69
1997	Greg Wold	64
1998	Tom Morefield	90
1999	Matt Fisher	73
2000	Matt Fisher	67
2001	Brian Lee	73
2002	Jason Dominguez	81
2003	Jason Dominguez	94
2004	Willie Cabrera	122

BATTING AVERAGE

(Minimum 60 plate appearances)

1980	Craig Stevenson	.394
1981	Richard Simen	.400
1982	Bruce Ketring	.414
1983	Steve Reed	.378
1984	Pete Kuld	.398
1985	Juan Hernandez	.460
1986	Robert Roseboro	.414
1987	Rex McMackin	.494
	Joel Wolfe	.494
1988	Rex McMackin	.450
1989	Rich Aude	.455
1990	Nestor Martinez	.423
1991	Mitch Root	.506
1992	David Stevenson	.407
1993	Bryan LaCour	.448
1994	Bryan LaCour	.481
1995	Tony Ardito	.375
1996	Joe Tillmon	.424
1997	David Sark	.456
1998	Tom Morefield	.453
1999	Steve Kracow	.493
2000	Brian Lee	.436
2001	Gregg Wallis	.449
2002	Jason Dominguez	.465
2003	Jason Dominguez	.449
2004	Willie Cabrera	.545

SLUGGING PERCENTAGE

1980	Not available	
1981	Reggie Lambert	.557
1982	Bruce Ketring	.563

1983	Steve Reed	.610
1984	Pete Kuld	.687
1985	Marc Pfeiffer	.656
1986	Joel Wolfe	.585
1987	Joel Wolfe	.835
1988	Rex McMackin	.625
1989	Rich Aude	.717
1990	Mitch Root	.622
1991	Mitch Root	.873
1992	David Stevenson	.610
1993	Bryan LaCour	.774
1994	Bryan LaCour	.651
1995	Jon Tucker	.699
1996	Danny Phillips	.812
1997	Tom Morefield	.945
1998	Tom Morefield	.883
1999	Steve Kracow	.760
2000	Matt Fisher	.882
2001	Brian Lee	.676
2002	Jason Dominguez	.818
2003	Jason Dominguez	.879
2004	Willie Cabrera	.924

ON-BASE PERCENTAGE

(1980-1993 not available)

1994	Bryan LaCour	.586
1995	Tony Ardito	.526
1996	Danny Phillips	.604
1997	Danny Eisenberg	.621
	Greg Wold	.621
1998	Tom Morefield	.636
1999	Charles Kenny	.580
2000	Matt Fisher	.539
2001	Danny Dominguez	.543
2002	Jason Dominguez	.517
2003	Jason Dominguez	.549
2004	Willie Cabrera	.591

SACRIFICES

(1980-1993 not available)

1994	Ray Daryabigi	6
1995	Fred Farzaneh	6
1996	Micah Berger	5
	Matt Evanson	5
	David Sark	5
1997	Tim Weigand	5
1998	Matt Cassel	4
1999	Scott Selz	4
	Jeff Spector	4
2000	Danny Dominguez	6
2001	Brett Munster	7
2002	Willie Cabrera	5
	Jason Dominguez	5
	Brett Munster	5
	Bryan Petersen	5
2003	Keith Renno	5
2004	Tom Cassidy	7

Pitching Year-by-Year Leaders

WINS

1980	Glen Braybrooks	8
1981	Glen Braybrooks	14
1982	Brian Wood	13
1983	Keith Nicholson	11
1984	Bill Berry	9
1985	Will L'Heureux	10
1986	Mark Schauer	9
1987	Pierre Amado	7
1988	Pierre Amado	10
1989	Derek Wallace	9
1990	Reed McMackin	12
1991	Anthony Moreno	6
	Brandon Nickens	6
1992	Brandon Nickens	7
1993	Jim DeBiase	12
1994	Jim DeBiase	10
1995	Fred Farzaneh	6
	Harry Kenoig	6
1996	Andrew Silver	7
	Greg Wold	7
1997	Ismael Marin	10
1998	Mike Kunes	12
1999	Mike Kunes	13
2000	Joe Guntz	11
2001	Joe Guntz	14

2002	Justin Cassel	10
2003	Justin Cassel	15
2004	Jason Dominguez	13

WINNING PERCENTAGE

(Minimum 8 decisions)

1980	Glen Braybrooks (8-0)	1.000
1981	Glen Braybrooks (14-3)	.824
1982	Brian Wood (13-2)	.867
1983	Keith Nicholson (11-2)	.846
1984	Bill Berry (9-3)	.750
1985	Will L'Heureux (10-0)	1.000
1986	Mark Schauer (9-1)	.900
1987	Jeff Rubenstein (6-2)	.750
1988	Pierre Amado (10-1)	.909
1989	Reed McMackin (8-2)	.800
1990	Reed McMackin (12-2)	.857
1991	Brandon Nickens (6-2)	.750
1992	Brandon Nickens (7-3)	.700
1993	Jim DeBiase (12-4)	.750
1994	Jim DeBiase (10-1)	.909
1995	Fred Farzaneh (6-2)	.750
1996	Greg Wold (7-2)	.778
1997	Ismael Marin (10-1)	.909
1998	Mike Kunes (12-2)	.857
1999	Ryan Robbins (8-0)	1.000
2000	Joe Guntz (11-0)	1.000
2001	Joe Guntz (14-0)	1.000
2002	Justin Cassel (10-2)	.833
2003	Justin Cassel (15-0)	1.000
	Jason Dominguez (11-0)	1.000
2004	Jason Dominguez (13-0)	1.000
	Jake Norton (11-0)	1.000

SAVES

1980	Gene Lambert	2
1981	Reggie Lambert	2
1982	Keith Nicholson	1
	Brian Wood	1
1983	Bill Berry	1
	Darrin Dotson	1
	Steve Reed	1
1984	Todd Pallett	1
	Paul Reynolds	1
1985	Bill Berry	1
	Paul Reynolds	1
	Rich Sullenbarger	1
1986	Jeff Stoltz	2
1987	None	
1988	Derek Wallace	8
1989	Hyou Chou	1
1990	Mitch Root	4
1991	Brandon Nickens	2
1992	Eric Holliday	4
1993	Mark Lopez	2
1994	Greg Wold	1
1995	Ray Daryabigi	1
	Harry Kenoig	1
1996	Erick Buitrago	1
1997	Greg Wold	4
1998	None	0
1999	Mike Kunes	2
2000	Justin Cassel	2
2001	Sean Richards	3
2002	Jason Dominguez	1
	Chris Fredericks	1
2003	Justin Cassel	1
2004	Bryan Petersen	5

INNINGS PITCHED

1980	Gene Lambert	57
1981	Glen Braybrooks	104
1982	Brian Wood	96.2
1983	Keith Nicholson	84
1984	Bill Berry	83
1985	Bill Berry	81
1986	Mark Schauer	80
1987	Pierre Amado	71.2
1988	Pierre Amado	65.1
1989	Derek Wallace	80.1
1990	Reed McMackin	84.2
1991	Brandon Nickens	52
1992	Brandon Nickens	63.2
1993	Jim DeBiase	96.2
1994	Jim DeBiase	83.1
1995	Fred Farzaneh	52.1

Record Book results

1980-
2004

1996	Harry Kenoi	52.1
1997	Andrew Silver	66
1997	Greg Wold	66
1998	Mike Kunes	98.2
1999	Mike Kunes	83.1
2000	Joe Guntz	81
2001	Joe Guntz	87.1
2002	Joe Guntz	85
2003	Justin Cassel	99
2004	Jason Dominguez	81.1

STRIKEOUTS

1980	Gene Lambert	86
1981	Glen Braybrooks	95
1982	Brian Wood	106
1983	Keith Nicholson	100
1984	Bill Berry	75
1985	Bill Berry	95
1986	Mark Schauer	53
1987	Pierre Amado	53
1988	Pierre Amado	66
1989	Derek Wallace	78
1990	Reed McMackin	73
1991	Anthony Moreno	39
1992	Brandon Nickens	53
1993	Jim DeBiase	58
1994	Jim DeBiase	88
1995	Harry Kenoi	56
1996	Greg Wold	50
1997	Greg Wold	57
1998	Mike Kunes	82
1999	Mike Kunes	70
2000	Joe Guntz	67
2001	Joe Guntz	80
2002	Justin Cassel	80
2003	Justin Cassel	119
2004	Jason Dominguez	93

EARNED-RUN AVERAGE

(50 innings pitched or more)

1980	Glen Braybrooks	2.33
1981	Glen Braybrooks	2.83
1982	Brian Wood	1.52
1983	Steve Reed	1.47
1984	Bill Berry	1.40
1985	Bill Berry	1.99
1986	Mark Schauer	2.89
1987	Pierre Amado	2.25
1988	Pierre Amado	1.82
1989	Derek Wallace	1.92
1990	Reed McMackin	1.95
1991	Brandon Nickens	1.21
1992	Brandon Nickens	2.88
1993	Harry Kenoi	2.36
1994	Oscar Bocanegra	1.81
1995	Fred Farzaneh	1.74
1996	Greg Wold	2.06
1997	Ismael Marin	2.85
1998	Mike Kunes	1.77
1999	Mike Kunes	2.61
2000	Joe Guntz	2.94
2001	Joe Guntz	1.28
2002	Justin Cassel	1.86
2003	Justin Cassel	1.13
2004	Jason Dominguez	1.38

COMPLETE GAMES

1980	Glen Braybrooks	2
1981	Glen Braybrooks	13
1982	Brian Wood	11
1983	Keith Nicholson	10
	Steve Reed	10
1984	Bill Berry	8
1985	Bill Berry	9
1986	Mark Schauer	5
1987	Pierre Amado	5
1988	Pierre Amado	2
1989	Derek Wallace	9
1990	Reed McMackin	7
1991	Brandon Nickens	5
1992	Jesse Yeomans	5
1993	Jim DeBiase	8
1994	Jim DeBiase	8
1995	Fred Farzaneh	4
1996	Greg Wold	6
1997	Ismael Marin	3

1998	Mike Kunes	12
1999	Mike Kunes	11
2000	Joe Guntz	11
2001	Joe Guntz	12
2002	Joe Guntz	9
2003	Justin Cassel	13
2004	Jason Dominguez	10

SHUTOUTS

1980	None	
1981	Glen Braybrooks	3
1982	Brian Wood	3
1983	Keith Nicholson	2
	Steve Reed	2
1984	Bill Berry	1
	Darrin Dotson	1
1985	Bill Berry	2
1986	Mark Schauer	1
1987	Shawn Bowen	1
1988	Pierre Amado	2
1989	Derek Wallace	2
1990	Reed McMackin	4
1991	Brandon Nickens	3
1992	Eric Holliday	1
	Brandon Nickens	1
1993	Harry Kenoi	2
1994	Jim DeBiase	2
1995	Fred Farzaneh	1
1996	Greg Wold	2
1997	Ismael Marin	2
1998	Mike Kunes	3
1999	Mike Kunes	1
	Scott Selz	1
2000	Joe Guntz	2
2001	Joe Guntz	3
2002	Justin Cassel	3
2003	Justin Cassel	8
2004	Jason Dominguez	4

GAMES PITCHED

1980	Gene Lambert	16
1981	Glen Braybrooks	18
1982	Brian Wood	18
1983	Keith Nicholson	13
	Steve Reed	13
1984	Bill Berry	14
1985	Bill Berry	13
1986	Mark Schauer	17
1987	Pierre Amado	13
	Jeff Rubenstein	13
1988	Derek Wallace	19
1989	Derek Wallace	15
1990	Reed McMackin	15
1991	Anthony Moreno	14
1992	Brandon Nickens	12
1993	Jim DeBiase	16
1994	Jim DeBiase	14
	Oscar Bocanegra	14
1995	Harry Kenoi	12
1996	Stuart Selz	13
	Andrew Silver	13
	Greg Wold	13
1997	Greg Wold	15
1998	Mike Kunes	15
1999	Mike Kunes	16
2000	Joe Guntz	13
2001	Joe Guntz	14
	Sean Richards	14
2002	Joe Guntz	14
2003	Justin Cassel	17
2004	Jason Dominguez	17

GAMES STARTED

1980	Glen Braybrooks	7
	Gene Lambert	7
1981	Glen Braybrooks	16
1982	Brian Wood	16
1983	Keith Nicholson	12
	Steve Reed	12
1984	Bill Berry	14
1985	Bill Berry	12
1986	Mark Schauer	14
1987	Pierre Amado	11
1988	Pierre Amado	16
1989	Derek Wallace	13
1990	Reed McMackin	15

1991	Brandon Nickens	8
1992	Brandon Nickens	12
1993	Jim DeBiase	15
1994	Jim DeBiase	14
1995	Fred Farzaneh	8
1996	Andrew Silver	10
1997	Ismael Marin	11
1998	Mike Kunes	13
1999	Mike Kunes	12
2000	Joe Guntz	12
	Sean Richards	12
2001	Joe Guntz	13
2002	Joe Guntz	12
2003	Justin Cassel	15
2004	Jason Dominguez	13
	Jake Norton	13

Individual Season Batting Records

AT BATS

Rank	Player	Year	AB
1.	Willie Cabrera	2004	132
2.	Gregg Wallis	2001	118
3.	Ray Daryabigi	1994	117
	Mike Fernandez	2004	117
	Keith Renno	2003	117
	Jordan Sisson	2004	117
7.	Matt Dominguez	2004	115
8.	Bryan Gant	1998	111
9.	Rod Daryabigi	1994	110
10.	Matt Fisher	1999	108
	Brian Lee	2001	108

RUNS

Rank	Player	Year	R
1.	Willie Cabrera	2004	60
2.	Bryan Gant	1998	51
3.	Jason Dominguez	2004	49
4.	Keith Renno	2003	48
5.	Matt Cassel	1998	44
	Jason Evans	1989	44
	Tom Morefield	1998	44
8.	Mitch Root	1991	41
	Tim Weigand	1997	41
10.	Jason Dominguez	2003	40

HITS

Rank	Player	Year	H
1.	Willie Cabrera	2004	72
2.	Matt Dominguez	2004	53
	Gregg Wallis	2001	53
4.	Keith Renno	2003	52
5.	Bryan LaCour	1994	51
6.	Jason Dominguez	2004	50
7.	Jason Dominguez	2003	48
8.	Mike Fernandez	2004	47
9.	Rod Daryabigi	1994	46
	Jason Dominguez	2002	46
	Bryan Gant	1998	46

DOUBLES

Rank	Player	Year	2B
1.	Jason Dominguez	2004	18
2.	Bryan Gant	1998	17
3.	Bryan LaCour	1993	16
4.	Matt Fisher	1999	15
5.	Danny Eisenberg	1998	14
6.	Matt Dominguez	2004	13
	Keith Nicholson	1983	13
	Adam Pearlman	1991	13
9.	Mike Fernandez	2004	12
	Matt Fisher	1998	12
	Nestor Martinez	1990	12
	Rex McMackin	1987	12
	Mike Wexler	1996	12
	Greg Wold	1997	12

TRIPLES

Rank	Player	Year	3B
1.	Matt Fisher	1998	6
	Pete Kuld	1984	6
3.	John Dunn	1987	5
	Steve Reed	1983	5
	Mitch Root	1990	5
6.	Jason Dominguez	2003	4
	Jared Halpert	2001	4
	Juan Hernandez	1985	4
	Reggie Lambert	1981	4

	Tony Montiel	1993	4
	Mike Muir	1991	4
	Marc Pfeiffer	1985	4
	Jason Spector	1999	4
	Jon Tucker	1995	4

HOME RUNS

Rank	Player	Year	HR
1.	Willie Cabrera	2004	11
	Tom Morefield	1998	11
3.	Jason Dominguez	2003	9
	Jordan Sisson	2003	9
5.	Jason Dominguez	2002	8
	Matt Dominguez	2004	8
	Mike Fernandez	2003	8
	Danny Phillips	1996	8
9.	Matt Cassel	1998	7
	Brian Lee	2001	7
	Tom Morefield	1997	7
	Mitch Root	1991	7
	Scott Sellz	1999	7
	Jason Spector	1999	7

RUNS BATTED IN

Rank	Player	Year	RBI
1.	Matt Dominguez	2004	65
2.	Willie Cabrera	2004	51
3.	Jason Dominguez	2003	47
4.	Tom Morefield	1998	46
5.	Matt Fisher	1998	45
6.	Mike Fernandez	2004	43
7.	Matt Cassel	1998	42
	Jordan Sisson	2003	42
9.	Bryan LaCour	1994	41
10.	David Sark	1997	40

BASES ON BALLS

Rank	Player	Year	BB
1.	Mike Mancuso	1990	32
2.	Rodney Bloom	1990	28
3.	Scott Carpenter	1990	27
4.	Jason Evans	1989	26
	Reed McMackin	1990	26
	Rex McMackin	1987	26
5.	Tom Cassidy	2004	25
	Tony Montiel	1993	25
	Tom Morefield	1998	25
8.	Bill Berry	1985	24
	Danny Eisenbert	1998	24
	Bryan LaCour	1994	24
	Dave Maine	1986	24

STOLEN BASES

Rank	Player	Year	SB
1.	Chae-Ho Chong	1985	29
	Leo Lambert	1983	29
3.	Jason Evans	1989	27
	Bryan Gant	1998	27
	Glen Stevenson	1985	24
6.	Jason Watt	1984	25
7.	Glen Stevenson	1984	24
8.	Joel Wolfe	1988	22
9.	Bruce Ketring	1982	21
	Marc Pfeiffer	1985	21
	Brent Ruedy	1986	21
	Richard Simen	1982	21
	Joel Wolfe	1987	21

TOTAL BASES

Rank	Player	Year	TB
1.	Willie Cabrera	2004	122
2.	Jason Dominguez	2003	94
	Matt Dominguez	2004	94
4.	Tom Morefield	1998	90
5.	Jason Dominguez	2004	88
6.	Mike Fernandez	2004	83
	Matt Fisher	1998	83
8.	Jordan Sisson	2003	82
9.	Jason Dominguez	2002	81
10.	Bryan Gant	1998	77

BATTING AVERAGE

(Minimum 60 plate appearances)

Rank	Player	Year	Avg.
1.	Willie Cabrera	2004	.545
2.	Mitch Root	1991	.506
3.	Rex McMackin	1987	.494
	Joel Wolfe	1987	.494
5.	Steve Kracow	1999	.493

6.	Jason Dominguez	2004	.490
7.	Bryan LaCour	1994	.481
8.	Jason Dominguez	2002	.465
9.	Matt Dominguez	2004	.461
10.	Juan Hernandez	1985	.460

SLUGGING PERCENTAGE

Rank	Player	Year	Pct.
1.	Tom Morefield	1997	.945
2.	Willie Cabrera	2004	.924
3.	Tom Morefield	1998	.883
4.	Matt Fisher	2000	.882
5.	Jason Dominguez	2003	.879
6.	Matt Fisher	1998	.874
7.	Mitch Root	1991	.873
8.	Jason Dominguez	2004	.863
9.	Joel Wolfe	1987	.835
10.	Greg Wold	1997	.821

ON-BASE PERCENTAGE

(1980-1993 not available)

Rank	Player	Year	Pct.
1.	Tom Morefield	1998	.636
2.	Danny Eisenberg	1997	.621
	Greg Wold	1997	.621
4.	Danny Phillips	1996	.604
5.	Willie Cabrera	2004	.591
6.	Jason Dominguez	2004	.590
7.	Bryan LaCour	1994	.586
8.	Charles Kenny	1999	.580
	Oliver Padre	2004	.580
9.	Bryan Gant	1997	.558
10.	Matt Cassel	1998	.556

SACRIFICES

(1980-1993 not available)

Rank	Player	Year	Sac
1.	Tom Cassidy	2004	7
	Brett Munster	2001	7
3.	J.C. Barker	2004	6
	Ray Daryabigi	1994	6
	Danny Dominguez	2000	6
	Jason Dominguez	2004	6
	Fred Farzaneh	1995	6
	Bryan Petersen	2004	6

Individual Season Pitching Records

WINS

Rank	Player	Year	W
1.	Justin Cassel	2003	15
2.	Glen Braybrooks	1981	14
	Joe Guntz	2001	14
4.	Jason Dominguez	2004	13
	Mike Kunes	1999	13
	Brian Wood	1982	13
7.	Jim DeBiase	1993	12
	Mike Kunes	1998	12
	Reed McMackin	1990	12
10.	Jason Dominguez	2003	11
	Joe Guntz	2000	11
	Keith Nicholson	1983	11
	Jake Norton	2004	11

WINNING PERCENTAGE

(Minimum 8 decisions)

Rank	Player	Year	Pct.
1.	Justin Cassel (15-0)	2003	1.000
	Joe Guntz (14-0)	2001	1.000
	Jason Dominguez (13-0)	2004	1.000
	Jason Dominguez (11-0)	2003	1.000
	Joe Guntz (11-0)	2000	1.000
	Jake Norton (11-0)	2004	1.000
	Will L'Heureux (10-0)	1985	1.000
	Glen Braybrooks (8-0)	1980	1.000
	Ryan Robbins (8-0)	1999	1.000
10.	Mike Kunes (13-1)	1999	.929

SAVES

Rank	Player	Year	SV
1.	Derek Wallace	1988	8
2.	Bryan Petersen	2004	5
3.	Eric Holliday	1992	4
	Mitch Root	1990	4
	Greg Wold	1997	4
4.	Sean Richards	2001	3
5.	Justin Cassel	2000	2
	Gene Lambert	1980	2
	Reggie Lambert	1981	2

	Mark Lopez	1993	2
	Reed McMackin	1988	2
	Brandon Nickens	1991	2
	Ricky Staves	1992	2

INNINGS PITCHED

Rank	Player	Year	IP
1.	Glen Braybrooks	1981	104
2.	Justin Cassel	2003	99
3.	Mike Kunes	1998	98.2
4.	Jim DeBiase	1993	96.2
	Brian Wood	1982	96.2
6.	Joe Guntz	2001	87.1
7.	Joe Guntz	2002	85
8.	Reed McMackin	1990	84.2
9.	Keith Nicholson	1983	84
10.	Jim DeBiase	1994	83.1
	Mike Kunes	1999	83.1

STRIKEOUTS

Rank	Player	Year	SO
1.	Justin Cassel	2003	119
2.	Brian Wood	1982	106
3.	Keith Nicholson	1983	100
4.	Bill Berry	1985	95
	Glen Braybrooks	1981	95
6.	Jason Dominguez	2004	93
7.	Mike Kunes	1999	91
8.	Jim DeBiase	1994	88
9.	Gene Lambert	1980	86
10.	Jason Dominguez	2003	84

EARNED-RUN AVERAGE

(Minimum 50 innings pitched)

Rank	Player	Year	ERA
1.	Justin Cassel	2003	1.13
2.	Brandon Nickens	1991	1.21
3.	Joe Guntz	2001	1.28
4.	Jason Dominguez	2004	1.38
5.	Bill Berry	1984	1.40
6.	Steve Reed	1983	1.47
7.	Brian Wood	1982	1.52
8.	Fred Farzaneh	1995	1.74
9.	Mike Kunes	1998	1.77
10.	Oscar Bocanegra	1994	1.81

GAMES PITCHED

Rank	Player	Year	GP
1.	Derek Wallace	1998	19
2.	Glen Braybrooks	1981	18
	Brian Wood	1982	18
4.	Justin Cassel	2003	17
	Jason Dominguez	2004	17
	Mark Schauer	1986	17
7.	Pierre Amado	1988	16
	Jim DeBiase	1993	16
	Gene Lambert	1980	16
	Mike Kunes	1999	16

GAMES STARTED

Rank	Player	Year	GS
1.	Pierre Amado	1988	16
	Glen Braybrooks	1981	16
	Brian Wood	1982	16
4.	Justin Cassel	2003	15
	Jim DeBiase	1993	15
7.	Reed McMackin	1990	15
	Bill Berry	1984	14
	Jim DeBiase	1994	14
	Mark Schauer	1986	14
10.	Jason Dominguez	2004	13
	Joe Guntz	2001	13
	Mike Kunes	1998	13
	Jake Norton	2004	13
	Derek Wallace	1989	13

COMPLETE GAMES

Rank	Player	Year	CG
1.	Glen Braybrooks	1981	13
	Justin Cassel	2003	13
3.	Joe Guntz	2001	12
	Mike Kunes	1998	12
5.	Joe Guntz	2000	11
	Mike Kunes	1999	11
	Brian Wood	1982	11
8.	Jason Dominguez	2004	10
	Keith Nicholson	1983	10
	Steve Reed	1983	10
10.	Bill Berry	1985	9

Record Book results

1980-
2004

	Glen Braybrooks	1981	9
	Joe Guntz	2002	9
SHUTOUTS			
Rank	Player	Year	SHO
1.	Justin Cassel	2003	8
2.	Jason Dominguez	2004	4
	Reed McMackin	1990	4
4.	Glen Braybrooks	1981	3
	Justin Cassel	2002	3
	Joe Guntz	2001	3
	Mike Kunes	1998	3
	Brandon Nickens	1991	3

Career Batting

AT-BATS		
Rank	Player	AB
1.	Jason Dominguez	392
2.	Matt Fisher	354
3.	Brian Lee	287
4.	Jared Halpert	274
5.	Ryan Barba	248
6.	Jordan Sisson	245
7.	Ray Daryabigi	242
8.	Brett Munster	241
9.	Rod Daryabigi	240
10.	Bryan LaCour	234

RUNS		
Rank	Player	R
1.	Jason Dominguez	142
2.	Matt Fisher	117
3.	Brian Lee	97
4.	Bryan Gant	85
5.	Bryan LaCour	84
6.	Bryan Petersen	79
7.	Keith Renno	78
	Mitch Root	78
9.	Jordan Sisson	74
	Gregg Wallis	74

HITS		
Rank	Player	H
1.	Jason Dominguez	173
2.	Matt Fisher	143
3.	Brian Lee	117
4.	Bryan LaCour	106
5.	Ryan Barba	95
	Jared Halpert	95
7.	Gregg Wallis	90
8.	Bryan Gant	88
	Jordan Sisson	88
10.	Keith Renno	87

DOUBLES		
Rank	Player	2B
1.	Jason Dominguez	46
2.	Matt Fisher	41
3.	Bryan LaCour	27
4.	Brian Lee	26
5.	Bryan Gant	25
6.	Jared Halpert	23
7.	Ryan Barba	22
	Danny Phillips	22
9.	Greg Wold	21
10.	Jordan Sisson	20

TRIPLES		
Rank	Player	3B
1.	Matt Fisher	9
2.	Mitch Root	8
3.	John Dunn	7
	Mark Lopez	7
	Nestor Martinez	7
	Bryan Petersen	7
7.	Jason Dominguez	6
	Jared Halpert	6
	Pete Kuld	6
	Joel Wolfe	6

HOME RUNS		
Rank	Player	HR
1.	Jason Dominguez	24
2.	Tom Morefield	18
3.	Matt Fisher	16

4.	Jordan Sisson	15
5.	Mike Fernandez	14
6.	Brian Lee	13
7.	Jared Halpert	12
8.	Willie Cabrera	11
9.	Matt Cassel	10
	Danny Phillips	10
	Mitch Root	10

RUNS BATTED IN		
Rank	Player	RBI
1.	Jason Dominguez	135
2.	Matt Fisher	129
3.	Jared Halpert	86
4.	Brian Lee	83
5.	Jordan Sisson	77
6.	Bryan LaCour	73
	Tom Morefield	73
	Bryan Petersen	73
9.	Matt Cassel	72
10.	Mike Fernandez	71

BASES ON BALLS		
Rank	Player	BB
1.	Jason Dominguez	70
2.	Rex McMackin	49
	Bryan Petersen	49
4.	Matt Fisher	47
5.	Danny Eisenberg	46
	Bryan LaCour	46
7.	Ryan Barba	44
	Brian Lee	44
9.	Mark Lopez	42
10.	Bill Berry	41
	Tony Montiel	41
	Mitch Root	41

STOLEN BASES		
Rank	Player	SB
1.	Glenn Stevenson	57
2.	Jason Dominguez	44
3.	Joel Wolfe	43
4.	Chae-Ho Chong	40
5.	Bryan Gant	38
6.	Richard Simen	33
7.	John Dunn	32
8.	Matt Fisher	30
	Joe Giola	30
10.	Jason Evans	27
	Marc Pfeiffer	27

TOTAL BASES		
Rank	Player	TB
1.	Jason Dominguez	303
2.	Matt Fisher	240
3.	Brian Lee	192
4.	Jared Halpert	166
5.	Jordan Sisson	159
6.	Bryan LaCour	157
7.	Mike Fernandez	155
8.	Tom Morefield	144
9.	Ryan Barba	143
	Willie Cabrera	143
10.	Bryan Petersen	141

BATTING AVERAGE (Minimum 100 plate appearances)		
Rank	Player	Avg.
1.	Willie Cabrera	.538
2.	Rex McMackin	.472
3.	Matt Dominguez	.461
4.	Bryan LaCour	.453
5.	Joel Wolfe	.446
6.	Mitch Root	.443
7.	Tom Morefield	.442
8.	Jason Dominguez	.441
9.	Tim Weigand	.423
10.	Bryan Gant	.421

SLUGGING PERCENTAGE (Minimum 100 plate appearances)		
Rank	Player	Pct.
1.	Tom Morefield	.906

2.	Willie Cabrera	.894
3.	Matt Dominguez	.817
4.	Jason Dominguez	.773
5.	Mitch Root	.740
6.	Mike Fernandez	.724
7.	Joel Wolfe	.703
8.	Jason Spector	.701
9.	Jon Tucker	.699
10.	Matt Fisher	.686

ON-BASE PERCENTAGE (Minimum 100 plate appearances)		
Rank	Player	Pct.
1.	Willie Cabrera	.579
2.	Tom Morefield	.537
3.	Jason Dominguez	.524
4.	Matt Cassel	.511
	Matt Dominguez	.511
6.	Danny Eisenberg	.506
7.	Tim Weigand	.505
8.	Mike Moustakas	.504
9.	Bryan Gant	.502
10.	Joe Tillmon	.491

SACRIFICES		
Rank	Player	Sac
1.	Jason Dominguez	16
	Brett Munster	16
3.	Bryan Petersen	13
4.	Matt Fisher	12
5.	Jared Halpert	10
6.	Rod Daryabigi	9
	Danny Dominguez	9
8.	Ryan Barba	8
	Tom Cassidy	8
10.	Matt Cassel	7
	Mike Fernandez	7
	Brian Lee	7
	David Sark	7
	Tim Weigand	7

Career Pitching Records

WINS		
Rank	Player	W
1.	Jason Dominguez	35
2.	Justin Cassel	33
	Joe Guntz	33
4.	Mike Kunes	25
5.	Glen Braybrooks	22
	Jim DeBiase	22
	Reed McMackin	22
8.	Bill Berry	19
	Ismael Marin	19
10.	Pierre Amado	17

WINNING PERCENTAGE (Minimum 16 decisions)		
Rank	Player	Pct.
1.	Jason Dominguez (35-1)	.972
2.	Joe Guntz (33-3)	.917
3.	Mike Kunes (25-3)	.893
4.	Justin Cassel (33-4)	.891
5.	Glen Braybrooks (22-3)	.880
6.	Ismael Marin (19-3)	.864
7.	Reed McMackin (22-4)	.846
8.	Steve Reed (16-3)	.842
	Derek Wallace (16-3)	.842
10.	Jim DeBiase (22-5)	.815

SAVES		
Rank	Player	SV
1.	Derek Wallace	8
2.	Bryan Petersen	5
3.	Eric Holliday	4
	Mitch Root	4
	Greg Wold	4
6.	Justin Cassel	3
	Sean Richards	3

INNINGS PITCHED		
Rank	Player	IP
1.	Justin Cassel	254
2.	Joe Guntz	253.1
3.	Jason Dominguez	217.2
4.	Mike Kunes	188
5.	Bill Berry	185
6.	Jim DeBiase	179.2
7.	Reed McMackin	170.1

8.	Brian Wood	157
9.	Glen Braybrooks	155.1
10.	Greg Wold	141.1

STRIKEOUTS

Rank	Player	SO
1.	Justin Cassel	260
2.	Jason Dominguez	239
3.	Joe Guntz	231
4.	Bill Berry	191
5.	Brian Wood	179
6.	Mike Kunes	177
7.	Reed McMackin	153
8.	Glen Braybrooks	149
9.	Jim DeBiase	146
10.	Pierre Amado	119

EARNED-RUN AVERAGE

(Minimum 80 innings pitched)

Rank	Player	ERA
1.	Steve Reed	1.62
2.	Bill Berry	1.67
	Glen Braybrooks	1.67
4.	Derek Wallace	1.85
5.	Pierre Amado	2.04
6.	Brandon Nickens	2.12
7.	Joe Guntz	2.16
8.	Keith Nicholson	2.17
9.	Justin Cassel	2.18
10.	Jason Dominguez	2.19

GAMES PITCHED

Rank	Player	GP
1.	Justin Cassel	49
2.	Jason Dominguez	47
3.	Joe Guntz	41
4.	Derek Wallace	38
5.	Reed McMackin	36
6.	Mike Kunes	33
	Greg Wold	33
8.	Bill Berry	32
	Glen Braybrooks	32
10.	Jim DeBiase	30
	Brian Wood	30

GAMES STARTED

Rank	Player	GS
1.	Justin Cassel	38
2.	Joe Guntz	37
3.	Jason Dominguez	35
4.	Jim DeBiase	29
	Reed McMackin	29
6.	Bill Berry	28
7.	Pierre Amado	27
	Brian Wood	27
9.	Mike Kunes	26
10.	Glen Braybrooks	23
	Ismael Marin	23

COMPLETE GAMES

Rank	Player	CG
1.	Joe Guntz	32
2.	Justin Cassel	25
3.	Mike Kunes	23
4.	Jason Dominguez	22
5.	Bill Berry	19
6.	Jim DeBiase	16
7.	Glen Braybrooks	15
	Brian Wood	15
9.	Steve Reed	14
10.	Reed McMackin	13

SHUTOUTS

Rank	Player	SHO
1.	Justin Cassel	12
2.	Jason Dominguez	7
	Joe Guntz	7
4.	Bill Berry	4
	Mike Kunes	4
	Reed McMackin	4
	Brandon Nickens	4
8.	Glen Braybrooks	3
	Jim DeBiase	3
	Ismael Marin	3
	Steve Reed	3
	Greg Wold	3
	Brian Wood	3

Year by Year

1980 15-9-1, 7-7-1 FOURTH

Date	Opponent	Win/Loss	Score
2/22	North Hollywood	W	5-3
2/23	San Fernando	W	4-1
2/26	at Birmingham	W	3-1
2/27	Crenshaw	W	6-0
2/29	San Fernando	W	16-2
3/4	Kennedy	L	4-3
3/7	at Granada Hills	W	5-3
3/11	at Cleveland *	L	2-1
3/13	Canoga Park *	W	7-1
3/20	El Camino Real *	L	6-4
3/24	at Reseda *	L	9-7
3/26	Taft *	W	15-4
3/29	San Pedro ^	W	8-5
3/31	Poly ^	W	11-3
4/1	Granada Hills ^	L	9-1
4/10	Cleveland *	W	9-8
4/15	at Canoga Park *	L	7-6
4/17	Reseda *	W	9-8 (9)
4/24	at Taft *	L	4-2
4/29	at Cleveland *	W	2-1
5/1	Canoga Park *	T	4-4
5/5	at El Camino Real *	L	9-8
5/6	at Reseda *	L	4-0
5/8	El Camino Real *	W	5-3
5/13	Taft *	W	5-4

* West Valley League

^ Monroe Easter Tournament

1981 19-9, 11-4 FIRST

Date	Opponent	Win/Loss	Score
2/24	North Hollywood	W	3-0
2/26	Granada Hills	L	6-3
3/4	at Crenshaw	W	6-1
3/9	at San Fernando	W	9-3
3/10	at Kennedy	L	2-1
3/12	Granada Hills	W	6-5
3/17	at Canoga Park *	W	17-2
3/23	Reseda *	L	13-2
3/24	at El Camino Real *	W	11-5
3/26	at Taft *	L (f)	—
3/31	Cleveland *	W	7-5
4/6	Canoga Park *	W	6-5
4/8	at Reseda *	W	1-0
4/11	San Fernando ^	W	6-1
4/13	Venice ^	W	3-0
4/14	Kearney (San Diego) ^	L	5-0
4/23	El Camino Real *	W	9-7
4/28	Taft *	W	11-3
5/1	at Cleveland *	W	1-0
5/5	at Canoga Park *	L	11-5
5/7	Reseda *	W	8-7
5/12	at El Camino Real *	W	17-4
5/14	at Taft *	W	3-2
5/19	Cleveland *	L	4-0
5/27	Huntington Park +	W	10-2
6/2	vs. Grant +	W	6-3
6/5	vs. Banning +	L	5-1
6/9	vs. Sylmar +	L	1-0

* West Valley League

(f) forfeit loss

^ Monroe tournament

vs. San Fernando at Cal State Northridge

vs. Venice at Monroe High

vs. Kearney at Monroe High

+ City Section playoffs

vs. Grant at West L.A. College

vs. Banning at West L.A. College

vs. Sylmar at Dodger Stadium (third place)

1982 24-5, 13-2 FIRST

Date	Opponent	Win/Loss	Score
2/23	North Hollywood	W	7-1
2/25	at Poly	W	8-7 (8)
3/3	at Birmingham	W	10-3
3/4	San Fernando	W	16-7
3/9	Kennedy	W	8-3
3/12	at Granada Hills	L	3-1
3/22	at Reseda *	W	20-2
3/23	Taft *	W	10-7

3/25	at Cleveland *	W	3-2
3/31	Canoga Park *	W	5-2
4/3	vs. North Hollywood ^	W	5-3
4/5	vs. Locke ^	W	5-1
4/6	vs. Simi Valley ^	W	3-0
4/6	vs. Cleveland ^	L	14-11
4/13	El Camino Real *	W	11-1
4/15	Reseda *	L	2-0
4/20	at El Camino Real *	W	6-4
4/22	at Taft *	W	8-4
4/27	Cleveland *	W	9-0
4/29	at Canoga Park *	W	3-1
5/4	at Reseda *	W	7-0
5/6	El Camino Real *	W	4-3
5/13	at Cleveland *	L	3-2
5/17	Taft *	W	9-5
5/18	Canoga Park *	W	6-0
6/3	vs. Fremont +	W	4-1
6/8	vs. Franklin +	W	13-0
6/10	vs. Palisades +	L	9-7
6/14	vs. Banning +	W	5-3

* West Valley League

^ Monroe tournament

vs. North Hollywood at Birmingham High

vs. Locke at Granada Hills High

vs. Simi Valley at Granada Hills High

vs. Cleveland at Cal State Northridge

+ City Section playoffs

vs. Fremont at Cal State Northridge

vs. Franklin at Birmingham High

vs. Palisades at Cal State Northridge

vs. Banning at Dodger Stadium (third place)

1983 24-5, 11-4 FIRST

Date	Opponent	Win/Loss	Score
2/22	North Hollywood	L	4-3
2/25	Poly	W	7-6
3/8	at Kennedy	W	3-1
3/9	Birmingham	W	8-5
3/10	Granada Hills	W	3-0
3/11	at San Fernando	W	1-0
3/15	at El Camino Real *	L	2-1
3/23	Cleveland *	W	2-1
3/26	vs. Eagle Rock ^	W	8-1
3/28	vs. Reseda ^	W	6-2
3/29	vs. Monroe ^	W	2-1
3/29	vs. Simi Valley ^	W	3-2
4/6	at Taft *	W	16-5
4/7	at Canoga Park *	L	11-8
4/12	Reseda *	L	8-3
4/14	El Camino Real *	W	6-4
4/19	Taft *	W	8-1
4/21	at Cleveland *	W	6-1
4/26	Canoga Park *	L	4-3
5/3	at El Camino Real *	W	3-1
5/5	at Taft *	W	7-5
5/10	Cleveland *	W	3-0
5/12	at Canoga Park *	W	4-1
5/16	at Reseda *	W	6-2
5/17	Reseda *	W	3-1
5/25	Fairfax +	W	9-0
5/31	San Pedro +	W	7-0
6/3	vs. Granada Hills +	W	7-2
6/9	vs. Sylmar +	W	8-7

* West Valley League

^ Monroe tournament

+ City Section playoffs

vs. Granada Hills at College of the Canyons

vs. Sylmar at Dodger Stadium

1984 19-7, 12-3 FIRST

Date	Opponent	Win/Loss	Score
2/22	North Hollywood	W	2-1
2/24	at Poly	W	6-4
2/28	at Birmingham	L	6-5
3/2	San Fernando	L	12-1
3/6	Kennedy	W	10-6
3/8	at Granada Hills	W	2-1
3/13	Taft *	W	10-0
3/15	at Cleveland *	L	6-2
3/20	Canoga Park *	W	9-4
3/22	at Reseda *	W	10-0
3/27	El Camino Real *	W	7-6
3/29	at Taft *	W	6-2
4/3	Cleveland *	L	6-0
4/6	at Canoga Park *	W	10-1
4/11	Reseda *	W	7-2

Record Book results

1980-
2004

4/14	Hollywood ^	W	12-0
4/16	Simi Valley ^	W	7-2
4/17	Poly ^	L	1-0
4/26	at El Camino Real *	W	6-1
5/1	Taft *	W	12-6
5/3	at Cleveland *	W	3-1
5/8	Canoga Park *	L	9-6
5/10	at Reseda *	W	10-7
5/15	El Camino Real *	W	8-2
5/22	San Pedro +	W	19-5
5/24	at Banning +	L	3-0

* West Valley League
^ Monroe tournament
vs. Poly at Birmingham High
+ City Section playoffs

1985	23-4, 14-1	FIRST	
Date	Opponent	Win/Loss	Score
2/26	North Hollywood	T	4-4
2/28	Poly	W	9-4
3/5	Birmingham	W	5-2
3/11	at Notre Dame	W	20-3
3/12	at Kennedy	L	12-8
3/14	Granada Hills	W	8-7
3/19	Cleveland *	W	8-4
3/21	at Canoga Park *	W	18-5
3/30	San Fernando ^	W	3-1
4/1	vs. San Pedro ^	W	12-2
4/1	vs. Venice ^	W	7-1
4/2	vs. Simi Valley ^	L	7-6
4/9	Reseda *	W	9-2
4/11	at El Camino Real *	L	7-2
4/16	at Taft *	W	7-3
4/18	at Cleveland *	W	10-4
4/23	Canoga Park *	W	10-1
4/25	at Reseda *	W	16-10
4/30	El Camino Real *	W	4-0
5/2	Taft *	W	8-4
5/7	Cleveland *	W	11-8
5/9	at Canoga Park *	W	6-1
5/14	Reseda *	W	6-5
5/16	at El Camino Real *	W	5-1
5/21	at Taft *	W	13-1
5/30	Gardena +	W	4-3
6/4	North Hollywood +	W	4-1
6/7	vs. Kennedy +	L	4-2

* West Valley League
^ Monroe tournament
vs. San Pedro at Granada Hills High
vs. Venice at Granada Hills High
vs. Simi Valley at Birmingham High
+ City Section playoffs
vs. Kennedy at Cal State Northridge

1986	17-10, 11-4	FIRST	
Date	Opponent	Win/Loss	Score
2/25	North Hollywood	W	4-3
2/27	at Poly	L	9-5
3/4	San Fernando	W	13-6
3/14	at Granada Hills	L	13-8
3/16	Granada Hills	L	8-5
3/19	Canoga Park *	W	8-4
3/22	vs. San Pedro ^	W	8-3
3/24	Notre Dame ^	W	17-16
3/25	Granada Hills ^	L	3-2
3/25	Hart ^	L	12-4
4/4	at Reseda *	W	12-4
4/8	El Camino Real *	W	9-4
4/10	Taft *	W	9-3
4/15	at Cleveland *	W	8-2
4/17	at Canoga Park *	L	12-7
4/22	Reseda *	W	4-2
4/24	at El Camino Real *	L	8-6
4/29	at Taft *	W	12-3
5/1	Cleveland *	W	10-1
5/6	Canoga Park *	W	12-0
5/8	at Reseda *	L	5-0
5/13	El Camino Real *	W	7-6
5/16	Taft *	W	13-1
5/20	at Cleveland *	L	11-8
5/30	Sylmar +	W	9-5
6/3	San Fernando +	L	10-4

* West Valley League
^ Monroe tournament
vs. San Pedro at Cal State Northridge
+ City Section playoffs

1987	19-7, 11-4	FIRST	
Date	Opponent	Win/Loss	Score
3/6	St. Bernard's #	W	2-1
3/7	at Alemany #	L	12-4
3/10	Westchester #	W	5-1
3/12	at Loyola #	W	11-4
3/17	Reseda *	W	7-6
3/19	at El Camino Real *	L	3-2
3/24	at Taft *	W	9-6
3/26	Cleveland *	W	1-0
3/31	at Canoga Park *	W	8-6
4/2	at Reseda *	W	7-6
4/7	El Camino Real *	W	8-2
4/11	North Hollywood ~	W	11-5
4/11	Cleveland ~	L	22-14
4/13	Granada Hills ~	W	17-2
4/14	vs. Poly ~	W	5-2
4/23	Taft *	W	12-0
4/28	at Cleveland *	W	15-4
4/30	Canoga Park *	L	3-2
5/5	Reseda *	W	3-2
5/7	at El Camino Real *	L	5-3
5/12	at Taft *	W	18-2
5/14	Cleveland *	W	5-1
5/19	at Canoga Park *	L	4-1
5/27	North Hollywood +	W	16-5
5/29	Kennedy +	W	5-1
6/2	vs. Poly +	L	6-4

Westside tournament
* West Valley League
~ Holt Goodman tournament
vs. Poly at Sylmar High
+ City Section playoffs
vs. Poly at Birmingham High

1988	29-2, 15-0	FIRST	
Date	Opponent	Win/Loss	Score
2/16	at Granada Hills	W	8-3
2/23	North Hollywood	W	6-2
2/25	at Poly	W	2-1
3/2	San Fernando	W	6-1
3/4	Serra #	W	9-1
3/5	at Alemany #	L	7-3
3/8	Ventura #	W	6-5
3/10	Santa Monica #	W	9-3
3/11	at Palisades #	W	14-4
3/14	El Camino Real *	W	9-8
3/16	Taft *	W	14-5
3/23	at Cleveland *	W	8-0
3/29	vs. Oakridge (Fla.) ~	W	7-3
3/30	vs. Winter Park (Fla.) ~	W	5-2
3/31	vs. Saugus ~	W	4-3
4/2	vs. Kaiser (Hawaii) ~	W	5-2
4/6	Canoga Park *	W	5-4
4/11	at Reseda *	W	18-2
4/13	at El Camino Real *	W	13-1
4/18	at Taft *	W	3-1
4/25	at Canoga Park *	W	10-8
4/27	Reseda *	W	9-6
4/28	Cleveland *	W	7-3
5/2	El Camino Real *	W	7-2
5/4	Taft *	W	6-5 (8)
5/9	at Cleveland *	W	5-0
5/11	Canoga Park *	W	5-2
5/18	at Reseda *	W	6-5
5/25	Gardena +	W	28-5
5/27	Sylmar +	W	7-3
5/31	vs. San Fernando +	L	5-2

Westside tournament
* West Valley League
~ Colonial Classic, Orlando, Fla.
+ City Section playoffs
vs. San Fernando at Cal State Northridge

1989	21-7, 12-4	FIRST	
Date	Opponent	Win/Loss	Score
3/4	at Ventura #	W	19-2
3/6	Notre Dame #	L	6-5
3/8	Canyon #	L	9-6
3/9	at Rio Mesa #	W	13-5
3/11	Hueneme #	W	12-2
3/14	Canoga Park *	W	7-0
3/16	at Canoga Park *	W	8-1
3/21	El Camino Real *	W	14-2
3/23	at El Camino Real *	W	18-6
3/28	Taft *	W	5-4
3/30	at Taft *	W	10-1
4/4	at Granada Hills **	W	7-1

4/5	Granada Hills **	W	9-5
4/8	Verdugo Hills ~	W	19-6
4/8	Poly ~	W	8-2
4/10	vs. Monroe ~	W	12-2
4/11	vs. Sylmar ~	W	14-1
4/19	at Cleveland **	W	4-2
4/20	Cleveland **	W	5-4
4/25	at San Fernando **	L	3-1
4/27	San Fernando **	L	7-4
5/2	Kennedy **	W	6-0
5/5	at Kennedy **	L	15-12
5/9	at Taft *	L	3-2 (8)
5/11	Canoga Park *	W	8-6
5/26	Gardena +	W	9-1
5/30	Grant +	W	11-6
5/31	vs. Palisades +	L	9-8

Westside tournament
* West Valley League
** Northwest Valley Conference
~ Holt-Goodman tournament
vs. Monroe at Birmingham High
vs. Sylmar at Birmingham High
+ City Section playoffs
vs. Palisades at Cal State Northridge

1990	24-5-1, 12-4-1	SECOND	
Date	Opponent	Win/Loss	Score
3/2	Rio Mesa #	W	6-5
3/3	Venice #	W	22-5
3/6	at Loyola #	W	9-8
3/8	at Canoga Park *	W	11-2
3/9	at University #	W	6-4
3/10	vs. Camarillo #	W (f)	
3/13	El Camino Real *	L	6-2
3/15	Taft *	W	6-0
3/20	Cleveland %	W	19-0
3/22	at Cleveland %	L	5-1
3/27	San Fernando %	L	9-2
3/29	at San Fernando %	T	8-8
4/3	Kennedy %	W	14-4
4/5	at Kennedy %	W	4-0
4/9	W. Springfield (Va.) ^	W	18-0
4/10	El Dorado ^	W	6-4
4/10	Fountain Valley ^	L	2-1
4/12	Mt. Carmel ^	W	6-5
4/18	Granada Hills %	W	5-0
4/19	at Granada Hills %	W	12-8
4/24	at El Camino Real *	W	9-3
4/26	El Camino Real *	L	11-8
5/1	at Taft *	W	12-0
5/4	Taft *	W	12-11
5/8	at Canoga Park *	W	13-3
5/10	Canoga Park *	W	5-2
5/18	Carson+	W	6-1
5/23	Palisades +	W	11-0
5/25	vs. Taft +	W	6-1
5/31	vs. El Camino Real +	W	3-2

Westside tournament
vs. Camarillo at UCLA
(f) forfeit victory
% Northwest Valley Conference
^ Far West Classic in Orange County
* West Valley League
+ City Section playoffs
vs. Taft at Birmingham High
vs. El Camino Real at Dodger Stadium

1991	18-7-1, 13-3-1	FIRST	
Date	Opponent	Win/Loss	Score
3/5	Canyon #	L	7-6
3/7	at El Camino Real *	W	10-4
3/9	at Ventura #	W	15-6
3/11	Bell-Jeff #	W	10-2
3/12	at Taft *	W	11-6
3/14	Reseda *	W	17-0
3/16	Camarillo #	L	7-2
3/21	San Fernando %	W	5-4
3/25	at San Fernando %	W	5-4
3/28	at Kennedy %	L	4-3
4/2	at Granada Hills %	L	3-1
4/4	Granada Hills %	T	11-11
4/6	at Cleveland #	W	5-0
4/6	Birmingham #	W	7-2
4/8	Poly #	L	9-1
4/15	Kennedy %	L	9-6
4/17	at Cleveland %	W	7-4
4/19	Cleveland %	W	6-5
4/23	Taft *	W	13-0
4/25	at Taft *	W	14-0
4/30	Reseda *	W	13-3

5/3	at Reseda *	W	19-0
5/7	El Camino Real *	W	7-5
5/9	at El Camino Real *	W	2-0
5/15	Carson +	W	11-0
5/17	Poly +	L	17-1

Holt-Willis tournament
% Northwest Valley Conference
* West Valley League
+ City Section playoffs

1992 17-11, 11-6 FIRST

Date	Opponent	Win/Loss	Score
3/7	Canyon #	W	4-3 (8)
3/9	at Notre Dame #	W	3-2 (8)
3/11	Hueneme #	L	3-1
3/13	at Hart #	L	6-5
3/14	at University #	L	4-3
3/17	University ^	L	9-5
3/19	Sylmar ^	W	5-3
3/24	at Kennedy %	W	9-1
3/25	Kennedy %	L	10-8
3/30	Granada Hills %	W	4-1
4/2	at Granada Hills %	L	3-2 (8)
4/6	Cleveland %	L	8-3
4/8	at Cleveland %	L (f)	---
4/13	San Fernando %	W	2-0
4/15	at San Fernando %	L	3-2 (9)
4/20	at Reseda *	W	7-3
4/22	Reseda *	W	14-1
4/24	at Banning ^	W	8-0
4/27	at El Camino Real *	W	3-2
4/29	El Camino Real *	W	9-4
5/4	Taft *	W	11-4
5/6	at Taft *	L	11-8
5/11	at Reseda *	W	9-1
5/13	El Camino Real *	W	4-3
5/18	Taft *	W	5-3
5/26	Sylmar +	W	4-2
5/28	Venice +	W	7-4
6/1	at Poly +	L	3-2

Westside tournament
^ University High tournament
% Northwest Valley Conference
(f) forfeit loss
* West Valley League
+ City Section playoffs

1993 22-8, 12-5 SECOND

Date	Opponent	Win/Loss	Score
3/5	at Alemany #	W	12-7
3/6	at Montclair Prep #	L	10-8
3/9	Channel Islands #	W	13-2
3/11	Beverly Hills #	W	6-5
3/13	vs. Taft #	L	9-2
3/16	at Granada Hills %	W	12-2
3/18	Granada Hills %	W	10-9
3/23	at Cleveland %	W	12-1
3/30	at San Fernando %	W	13-3
3/31	San Fernando %	W	10-0
4/1	Cleveland %	W	6-4
4/3	vs. St. Francis ^	W	14-0
4/5	vs. Alemany ^	W	3-1
4/6	vs. Irvine University ^	W	5-1
4/7	vs. Newbury Park ^	W	8-3
4/13	Kennedy %	L	7-4
4/15	at Kennedy %	L	2-1 (11)
4/20	El Camino Real *	L	10-3
4/22	at El Camino Real *	L	6-0
4/27	Taft *	W	5-4
4/29	at Taft *	W	6-4
5/4	Reseda *	W	6-1
5/6	at Reseda *	W	6-0
5/11	at El Camino Real *	L	7-2
5/14	at Taft *	W	4-3 (10)
5/18	Reseda *	W	13-2
5/25	Venice +	W	10-0
5/27	at Sylmar +	W	4-1
6/1	vs. Taft +	W	17-1
6/3	vs. El Camino Real +	L	7-6

Westside tournament
vs. Taft at UCLA
% Northwest Valley Conference
^ Babe Herman tournament in Glendale
* West Valley League
+ City Section playoffs
vs. Taft at Pierce College
vs. El Camino Real at Dodger Stadium

1994 28-5, 16-1 FIRST

Date	Opponent	Win/Loss	Score
------	----------	----------	-------

3/4	Notre Dame #	W	4-3
3/5	at Ventura #	W	8-1
3/8	at Canyon #	L	7-5
3/10	Buena #	L	5-3
3/12	Chaminade #	W	6-5
3/15	University ^	W	9-0
3/17	Bell ^	W	8-7
3/18	Roosevelt ^	W	14-5
3/22	Cleveland %	W	2-1
3/31	vs. Boulder City (NV) S	W	4-0
4/1	vs. Sylmar S	L	7-6
4/1	vs. West Jordan (Utah) S	W	10-9
4/2	vs. Olympus (Utah) S	W	10-1
4/5	San Fernando %	W	11-5
4/7	at San Fernando %	W	9-3
4/8	at Cleveland %	W	4-2 (8)
4/12	at Kennedy %	W	7-5
4/14	Kennedy %	W	6-5
4/19	Granada Hills %	W	3-2 (8)
4/21	at Granada Hills %	W	8-6 (10)
4/28	at Taft *	W	10-3
4/29	Taft *	W	12-1
5/3	at Reseda *	W	18-6
5/5	Reseda *	W	7-2
5/10	at El Camino Real *	W	4-3
5/12	El Camino Real *	L	2-0
5/19	at Reseda *	W	16-5
5/20	Taft *	W	8-7 (8)
5/24	El Camino Real *	W	9-2
5/27	Grant +	W	3-0
6/1	Birmingham +	W	11-10
6/3	vs. Taft +	W	5-0
6/6	vs. El Camino Real +	L	7-6 (9)

Westside tournament
^ Sylmar tournament
% Northwest Valley Conference
S Las Vegas Bishop Gorman tournament
* West Valley League
+ City Section playoffs
vs. Taft at Pierce College
vs. El Camino Real at Dodger Stadium

1995 17-10, 11-6 FIRST

Date	Opponent	Win/Loss	Score
3/4	at Rio Mesa #	L	8-7
3/8	Camarillo #	W	8-7
3/9	at Montclair Prep	W	11-2
3/14	at San Fernando %	W	13-1
3/16	San Fernando %	W	12-3
3/27	Kennedy %	W	8-2
3/28	at Granada Hills %	L	8-4
3/30	Granada Hills %	W	5-2
4/1	Calabasas #	L	14-4
4/3	at Kennedy %	L	16-12
4/4	at Cleveland %	W	6-4
4/6	Cleveland %	W	2-1
4/13	vs. Western (Las Vegas) ^	W	7-3
4/13	vs. Lehi ^	W	8-3
4/14	Calabasas #	L	6-2
4/15	Little Rock #	W	4-2
4/18	Birmingham *	L	3-2
4/20	at Birmingham *	L	4-3
4/25	El Camino Real *	L	6-2
4/27	at El Camino Real *	L	4-3 (8)
5/2	Taft *	W	8-0
5/4	at Taft *	W	6-3
5/9	Birmingham *	W	10-3
5/11	at El Camino Real *	W	3-0 (9)
5/16	at Taft *	W	7-1
5/23	San Pedro +	W	4-1
5/25	Banning +	L	6-3

Westside tournament
% Northwest Valley Conference
^ Las Vegas Bishop Gorman tournament
* West Valley League
+ City Section playoffs

1996 22-7, 11-6 FIRST

Date	Opponent	Win/Loss	Score
3/1	at St. Monica #	W	7-1
3/2	at Camarillo #	W	6-1
3/6	Rio Mesa #	W	19-0
3/7	Channel Islands #	W	11-1
3/9	at Buena #	W	4-1
3/11	at Kennedy %	L	8-7
3/15	Kennedy %	L	12-4
3/18	Granada Hills %	L	4-1
3/20	at Granada Hills %	W	10-0
3/25	Cleveland %	W	9-0

3/27	at Cleveland %	W	5-4
4/2	San Fernando %	W	7-4 (9)
4/3	at San Fernando %	L	5-3
4/4	St. Joseph's ^	W	8-2
4/5	Viewmont ^	W	15-9
4/6	Wood River (Utah) ^	W	13-0
4/6	San Geronio ^	W	13-1
4/15	at El Camino Real *	L	5-2
4/17	El Camino Real *	W	5-1
4/22	at Taft *	W	16-4
4/24	Taft *	W	19-0
4/29	at Birmingham *	W	15-3
5/1	Birmingham *	W	10-0
5/6	El Camino Real *	L	3-1
5/8	Taft *	W	7-1
5/13	at Birmingham *	W	7-1
5/21	University +	W	6-5
5/23	at Carson +	W	6-4
5/28	vs. Poly +	L	6-4

Westside tournament
% Northwest Valley Conference
^ Las Vegas Bishop Gorman tournament
* West Valley League
+ City Section playoffs
vs. Poly at Pierce College

1997 20-9, 13-4 FIRST

Date	Opponent	Win/Loss	Score
3/7	at Buena #	L	8-2
3/7	Loyola #	L	11-4
3/11	at University #	L	4-3 (8)
3/13	at Hueneme #	W	10-1
3/15	Hawthorne #	W	11-7
3/18	at Granada Hills %	W	17-4
3/20	Granada Hills %	W	7-2
3/27	East (Las Vegas) ^	W	18-4
3/27	Ramona ^	W	11-0
3/28	Rancho (Las Vegas) ^	W	3-2
3/29	Loara ^	L	6-2
4/1	at Cleveland %	L	12-0
4/3	Cleveland %	W	7-3
4/8	at San Fernando %	W	5-4
4/10	San Fernando %	W	21-5
4/15	Kennedy %	W	12-1
4/16	at El Camino Real *	L	13-4
4/17	at Kennedy %	L	4-3
4/22	Taft *	W	8-2
4/24	at Taft *	W	10-2
4/29	Birmingham *	W	8-0
5/1	at Birmingham *	W	7-0
5/6	El Camino Real *	W	9-4
5/8	at El Camino Real *	L	12-11
5/13	at Taft *	W	18-10
5/15	Birmingham *	W	11-1
5/20	Reseda +	W	16-9
5/22	Cleveland +	W	9-5
5/27	vs. El Camino Real +	L	9-6

Westside tournament
% Northwest Valley Conference
^ Las Vegas Bishop Gorman tournament
* West Valley League
+ City Section playoffs
vs. El Camino Real at Pierce College

1998 29-4, 15-2 FIRST

Date	Opponent	Win/Loss	Score
3/5	Rio Mesa #	W	6-0
3/9	at Saugus #	W	9-3
3/10	Alemany #	W	11-5
3/12	at Camarillo #	W	13-6
3/14	vs. Sylmar #	W	10-0
3/17	Cleveland %	W	7-1
3/19	at Cleveland %	W	8-2
3/24	San Fernando %	W	13-5
3/26	at San Fernando %	W	15-3
4/2	Kennedy %	L	11-8
4/3	at Kennedy %	W	14-4
4/4	Culver City S	W	11-1
4/6	vs. University S	W	14-4
4/7	at Grant S	W	23-0
4/9	Notre Dame ^	L	6-5
4/10	Olympus (Utah) ^	W	11-2
4/11	Bonanza (Las Vegas) ^	W	5-4
4/11	Ramona ^	W	13-2
4/14	Granada Hills %	W	7-2
4/16	at Granada Hills %	W	3-0
4/21	at Birmingham *	W	9-1
4/23	Birmingham *	W	13-1
4/28	at El Camino Real *	W	8-6

Record Book results

1980-
2004

4/30	El Camino Real *	W	8-0
5/7	Taft *	W	10-2
5/8	at Taft *	L	2-0
5/18	at Birmingham *	W	16-0
5/20	El Camino Real *	W	14-4
5/21	Taft *	W	16-5
5/29	Van Nuys +	W	8-0
6/2	Monroe +	W	9-7
6/4	vs. Kennedy +	W	5-2
6/11	vs. El Camino Real +	L	5-2

Westside tournament
% Northwest Valley Conference
S Kennedy tournament
vs. University at Loyola Marymount
^ Las Vegas Bishop Gorman tournament
* West Valley League
+ City Section playoffs
vs. Kennedy at Pierce College
vs. El Camino Real at Dodger Stadium

1999	27-3, 16-1	FIRST	
Date	Opponent	Win/Loss	Score
3/5	at Palisades #	W	13-1
3/6	Bishop Montgomery #	W	6-1
3/9	at Camarillo #	W	5-2
3/11	Rio Mesa #	L	13-1
3/13	at Saugus #	W	16-3
3/16	at San Fernando %	W	9-0
3/18	San Fernando %	W	5-2
3/23	Kennedy %	W	10-8
4/1	Hillcrest (Utah) ^	W	12-10
4/1	Eldorado (Las Vegas) ^	W	13-0
4/2	Bonanza (Las Vegas) ^	L	15-3
4/3	Sylmar ^	W	12-3
4/8	Granada Hills %	W	6-5
4/14	at Cleveland %	W	4-3
4/15	Cleveland %	W	7-3
4/19	Kennedy %	W	4-1
4/20	El Camino Real *	W	8-4
4/22	at El Camino Real *	L	9-6
4/27	Taft *	W	12-2
4/29	at Taft *	W	10-1
4/30	at Granada Hills %	W	9-1
5/4	Birmingham *	W	8-1
5/6	at Birmingham *	W	9-2
5/11	at El Camino Real *	W	17-3
5/13	at Taft *	W	9-1
5/18	Birmingham *	W	12-2
5/25	San Pedro +	W	13-1
5/27	Roosevelt +	W	5-4
6/1	vs. South Gate +	W	12-2
6/3	vs. Poly +	W	17-7

Westside tournament
% Northwest Valley Conference
^ Las Vegas Bishop Gorman tournament
* West Valley League
+ City Section playoffs
vs. South Gate at Birmingham High
vs. Poly at Dodger Stadium

2000	25-2-1, 15-0	FIRST	
Date	Opponent	Win/Loss	Score
3/3	Hueneme #	W	4-2
3/4	at Hart #	W	8-3
3/7	Beverly Hills #	W	5-1
3/9	Newbury Park #	W	12-1
3/11	vs. Calabasas #	W	9-5
3/14	at Carson	L	12-3
3/16	Kennedy	T	5-5
3/21	Birmingham *	W	11-3
3/23	at Birmingham *	W	8-1
3/28	Cleveland *	W	11-4
3/30	at Cleveland *	W	5-1
4/4	at Granada Hills *	W	12-1
4/6	Granada Hills *	W	10-0
4/11	Taft *	W	23-7
4/13	at Taft *	W	13-0
4/20	Santa Monica ^	W	8-6
4/21	Bishop Gorman (LV) ^	W	11-5
4/22	Pleasant Grove (Utah) ^	W	15-9
4/22	San Fernando ^	W	8-4
4/25	at El Camino Real *	W	7-3
4/27	El Camino Real *	W	7-4
5/2	Birmingham *	W	7-3
5/4	Cleveland *	W	3-0
5/9	at Granada Hills *	W	9-6
5/11	Taft *	W	13-3
5/16	at El Camino Real *	W	3-1
5/26	Grant +	W	4-2
5/31	Kennedy +	L	11-4

Westside tournament
vs. Calabasas at Redondo High
^ Las Vegas Bishop Gorman tournament
* West Valley League
+ City Section playoffs

2001	31-2, 13-2	FIRST	
Date	Opponent	Win/Loss	Score
3/2	Oxnard #	W	7-6
3/3	Palisades #	W	22-1
3/7	at Santa Monica #	W	6-3
3/9	at Royal #	W	4-2
3/10	vs. Sylmar #	W	8-5
3/13	at Carson	W	5-4
3/15	at Kennedy	W	6-4
3/17	at Verdugo Hills ~	W	17-3
3/20	at Cleveland *	W	3-2
3/22	Cleveland *	W	6-0
3/24	Grant ~	W	8-0
3/27	Granada Hills *	W	6-2
3/29	at Granada Hills *	W	10-3
4/3	at Taft *	W	15-3
4/5	Taft *	W	16-2
4/6	Marshall ~	W	12-1
4/12	Jordan (Utah) ^	W	1-0
4/13	Chaparral (Las Vegas) ^	W	5-4 (11)
4/14	Orange ^	W	6-0
4/14	Arapahoe (Colo.) ^	W	6-0
4/17	El Camino Real *	W	5-1
4/19	at El Camino Real *	W	9-8
4/24	Birmingham *	W	6-5
4/27	at Birmingham *	L	5-1
5/1	at Cleveland *	W	3-2
5/3	Granada Hills *	L	11-2
5/8	at Taft *	W	14-9
5/10	El Camino Real *	W	12-2
5/15	Birmingham *	W	11-1
5/25	University +	W	4-0
5/29	Narbonne +	W	2-1
5/31	vs. Banning +	W	4-0
6/5	vs. Roosevelt +	W	2-1

Westside tournament
vs. Sylmar at Redondo High
~ Chatsworth High tournament
* West Valley League
^ Las Vegas Bishop Gorman tournament
+ City Section playoffs
vs. Banning at Birmingham High
vs. Roosevelt at Dodger Stadium

2002	25-6, 8-5	THIRD	
Date	Opponent	Win/Loss	Score
3/1	vs. Chaminade #	W	6-3
3/2	at Channel Islands #	W	6-0
3/5	Culver City #	W	11-1
3/7	Hart #	W	3-2
3/9	vs. Saugus #	W	5-0
3/13	Carson	W	3-2
3/14	Kennedy	W	6-1
3/16	San Fernando ~	W	6-3
3/18	at Granada Hills *	W	10-4
3/20	Granada Hills *	W	12-2
3/27	Brighton (Utah) ^	W	4-0
3/28	Cimarron (Las Vegas) ^	W	7-1
3/28	Bishop Gorman (LV) ^	W	18-5
3/29	Palo Verde (Las Vegas) ^	W	13-10
4/1	Taft *	W	28-0
4/6	Granada Hills ~	W	11-1
4/13	Marshall ~	W	9-2
4/15	Birmingham *	W	5-3
4/17	at Taft *	W	15-1
4/19	at Birmingham *	L	5-4
4/22	Cleveland *	L	4-3
4/25	at Cleveland *	L	10-8
4/27	Cleveland ~	W	12-4
4/29	at Granada Hills *	W	3-2
5/1	Taft *	W	13-0
5/6	at El Camino Real *	L	4-3
5/9	Birmingham *	W	10-4
5/15	Cleveland *	L	4-3
5/24	Kennedy +	W	2-1
5/28	at El Camino Real +	W	13-6
5/30	vs. Cleveland +	L	4-0

Westside tournament
vs. Chaminade at Pierce College
vs. Saugus at Loyola Marymount
~ Chatsworth High tournament
* West Valley League
^ Las Vegas Bishop Gorman tournament
+ City Section playoffs
vs. Cleveland at Pierce College

2003	33-1, 15-0	FIRST	
Date	Opponent	Win/Loss	Score
3/7	Bishop Montgomery #	W	9-0
3/8	at Brentwood #	W	12-1
3/11	Camarillo #	W	11-4
3/13	at Saugus #	W	11-5
3/18	at Carson	W	5-4 (8)
3/20	at Kennedy	W	14-1
3/22	Chaminade ~	W	10-8
3/25	at Taft *	W	8-0
3/27	Taft *	W	12-0
3/29	Notre Dame ~	W	11-7
3/31	El Camino Real *	W	13-3
4/3	at El Camino Real *	W	10-5
4/5	Highland ~	W	5-1
4/8	at Birmingham *	W	7-0
4/10	Birmingham *	W	3-2
4/12	at Moorpark #	W	4-3
4/14	vs. Mt. Carmel (San Diego) ^	W	2-1
4/15	vs. Coronado (Las Vegas) ^	W	11-5 (9)
4/15	vs. Sabino (Tucson, AZ) ^	L	3-0
4/16	vs. Durango (Las Vegas) ^	W	11-0
4/21	at Cleveland *	W	9-8
4/24	Cleveland *	W	3-0
4/26	Marshall ~	W	13-1
4/29	Granada Hills *	W	9-0
5/1	at Granada Hills *	W	7-5
5/5	at Taft*	W	4-0
5/8	El Camino Real *	W	9-4
5/13	at Birmingham *	W	10-0
5/15	at Cleveland *	W	8-3
5/20	Granada Hills *	W	8-1
5/30	Fremont +	W	12-0
6/4	Kennedy +	W	2-0
6/6	vs. Banning +	W	4-3
6/10	vs. Carson +	W	3-0

Westside tournament
~ Chatsworth tournament
* West Valley League
^ Las Vegas Durango tournament
+ City Section playoffs
vs. Banning at Birmingham High
vs. Carson at Dodger Stadium

2004	35-0, 15-0	FIRST	
Date	Opponent	Win/Loss	Score
3/5	at San Fernando #	W	5-2
3/6	Saugus #	W	3-2
3/10	at Channel Islands #	W	14-1
3/11	Royal #	W	4-1
3/13	vs. Ventura #	W	13-2
3/16	Carson	W	9-2
3/18	Kennedy	W	6-1
3/20	Chaminade ~	W	3-1
3/22	at El Camino Real *	W	6-4 (8)
3/25	El Camino Real *	W	2-1
3/27	Grant ~	W	24-0
3/29	Birmingham *	W	13-0
4/2	at Birmingham *	W	11-6
4/5	vs. Centennial (Bakersfield) ^	W	6-4
4/5	vs. Durango (Las Vegas) ^	W	6-3
4/6	vs. Christian Bros. (Sac.) ^	W	20-4
4/7	vs. Cheyenne (Las Vegas) ^	W	6-5
4/7	vs. Coronado (Las Vegas) ^	W	12-0
4/13	Cleveland *	W	12-2
4/15	at Cleveland *	W	6-2
4/17	Highland ~	W	10-0
4/19	at Granada Hills *	W	15-0
4/22	Granada Hills *	W	14-1
4/24	Westlake ~	W	23-4
4/27	Taft *	W	20-0
4/29	at Taft *	W	11-1
5/3	at El Camino Real *	W	24-3
5/6	Birmingham *	W	14-0
5/11	Cleveland *	W	14-0
5/13	at Granada Hills *	W	6-0
5/18	Taft *	W	10-0
5/28	Narbonne +	W	7-3
6/2	Sylmar +	W	6-4
6/4	vs. Kennedy +	W	10-7
6/8	vs. San Pedro +	W	7-1

Westside tournament
vs. Ventura at Cal State Dominguez Hills
* West Valley League
^ Las Vegas Durango tournament
+ City Section playoffs
vs. Kennedy at Birmingham High
vs. San Pedro at Dodger Stadium

RECORD AGAINST OPPONENTS				1980-2003			
Opponent	W	L	T	Montclair Prep	1	1	0
Aleman	3	2	0	Moorpark	1	0	0
Arapahoe (Colorado)	1	0	0	Mt. Carmel (San Diego)	2	0	0
Banning	4	3	0	Narbonne	1	0	0
Bell	1	0	0	Newbury Park	2	0	0
Bell-Jeff	1	0	0	North Hollywood	10	1	1
Beverly Hills	2	0	0	Notre Dame	6	2	0
Birmingham	29	5	0	Oakridge (Florida)	1	0	0
Bishop Gorman (Las Vegas)	2	0	0	Olympus (Utah)	2	0	0
Bishop Montgomery	2	0	0	Orange	1	0	0
Bonanza (Las Vegas)	1	1	0	Oxnard	1	0	0
Boulder City (Nevada)	1	0	0	Palisades	4	2	0
Brentwood	1	0	0	Palo Verde (Las Vegas)	1	0	0
Brighton (Utah)	1	0	0	Pleasant Grove (Utah)	1	0	0
Buena	1	2	0	Poly	9	7	0
Calabasas	1	2	0	Rancho (Las Vegas)	1	0	0
Camarillo	5	1	0	Ramona	2	0	0
Canoga Park	25	7	1	Reseda	35	6	0
Canyon	1	3	0	Rio Mesa	4	2	0
Carson	7	1	0	Roosevelt	3	0	0
Chaminade	3	0	0	Royal	1	0	0
Channel Islands	3	0	0	Sabino (Arizona)	0	1	0
Chaparral (Las Vegas)	1	0	0	San Fernando	27	8	1
Cimarron (Las Vegas)	1	0	0	San Geronio	1	0	0
Cleveland	51	16	0	San Pedro	7	0	0
Coronado (Las Vegas)	1	0	0	Santa Monica	3	0	0
Crenshaw	2	0	0	Saugus	5	0	0
Culver City	2	0	0	Serra	1	0	0
Durango (Las Vegas)	1	0	0	Simi Valley	3	1	0
Eagle Rock	1	0	0	South Gate	1	0	0
East (Las Vegas)	1	0	0	St. Bernard's	1	0	0
El Camino Real	50	25	0	St. Francis	1	0	0
Eldorado (Las Vegas)	1	0	0	St. Joseph's	1	0	0
El Dorado (Placentia)	1	0	0	St. Monica	1	0	0
Fairfax	1	0	0	Sylmar	10	1	0
Fountain Valley	0	1	0	Taft	70	6	0
Franklin	1	0	0	University (Irvine)	1	0	0
Fremont	2	0	0	University (Los Angeles)	5	3	0
Gardena	3	0	0	Van Nuys	1	0	0
Granada Hills	37	11	1	Venice	5	0	0
Grant	6	0	0	Ventura	4	0	0
Hart	2	2	0	Verdugo Hills	2	0	0
Hawthorne	1	0	0	Viewmont (Utah)	1	0	0
Highland	1	0	0	Westchester	1	0	0
Hillcrest (Utah)	1	0	0	Western (Las Vegas)	1	0	0
Hollywood	1	0	0	West Jordan (Utah)	1	0	0
Hueneme	3	1	0	West Springfield (Virginia)	1	0	0
Huntington Park	1	0	0	Winter Park (Florida)	1	0	0
Jordan (Utah)	1	0	0	Wood River (Utah)	1	0	0
Kaiser (Hawaii)	1	0	0				
Kearney (San Diego)	0	1	0				
Kennedy	21	16	1	W	L	T	PCT
Lehi	1	0	0	vs. City	441	119	5 .788
Little Rock	1	0	0	vs. Southern Section	75	22	0 .773
Loara	0	1	0	vs. Others	33	3	0 .917
Locke	1	0	0	Totals	549	144	5 .792
Loyola	2	1	0				
Marshall	3	0	0				
Monroe	3	0	0				

TEAM SEASON RECORDS, YEAR-BY-YEAR											1980-2003	
BATTING												
Year	AB	Runs	Hits	2B	3B	HR	RBI	BB	SB	Ave.		
1980	705	146	196	NA	NA	NA	124	97	57	.278		
1981	765	152	222	31	12	7	122	98	79	.290		
1982	772	207	260	29	11	7	176	68	102	.337		
1983	732	154	224	46	15	8	133	118	93	.306		
1984	740	170	249	34	15	13	134	86	95	.336		
1985	787	225	269	44	23	11	195	126	115	.342		
1986	772	206	257	34	15	11	183	116	116	.333		
1987	716	189	253	49	15	16	163	110	76	.353		
1988	776	246	276	55	14	12	192	123	83	.356		
1989	795	259	261	48	15	21	206	161	83	.328		
1990	854	243	277	41	18	8	201	207	55	.324		
1991	743	209	241	36	15	17	189	132	40	.324		
1992	710	147	217	26	7	6	131	145	27	.306		
1993	842	220	268	47	11	11	180	168	34	.318		
1994	957	243	322	54	9	6	215	161	53	.336		
1995	722	164	210	49	10	9	140	110	33	.291		
1996	819	240	286	67	6	21	223	119	43	.349		
1997	842	253	317	66	11	25	227	105	70	.376		
1998	935	324	355	92	19	36	302	160	88	.380		
1999	838	273	328	78	12	39	251	142	55	.391		
2000	746	238	279	62	11	23	219	111	44	.374		
2001	875	244	312	63	15	23	229	157	41	.357		
2002	840	252	313	76	13	25	230	124	58	.373		
2003	932	270	336	69	14	41	248	118	59	.361		
2004	945	372	395	96	15	49	345	165	55	.418		
PITCHING												
Year	Wins	Losses	Win Pct.	SV	IP	ERA	SO	BB	Shutouts			
1980	15	9	.625	4	176	2.63	207	118	1			
1981	19	9	.679	3	186	2.67	187	91	4			
1982	24	5	.828	2	200	1.93	179	74	5			
1983	24	5	.828	3	200	1.96	197	86	5			
1984	19	7	.731	2	180	2.29	136	94	3			
1985	23	4	.852	3	192	2.37	170	69	1			
1986	17	10	.630	3	192.1	3.94	98	97	1			
1987	19	7	.731	0	178.2	3.25	108	105	2			
1988	29	2	.935	10	189	2.00	156	91	2			
1989	21	7	.750	1	195	3.45	195	111	2			
1990	24	5	.828	NA	205.0	2.87	170	123	7			
1991	18	7	.720	3	176.2	3.05	136	123	7			
1992	17	11	.607	6	186.2	2.70	134	94	2			
1993	22	8	.733	2	205.0	2.63	117	122	4			
1994	28	5	.848	1	237.1	2.36	200	121	4			
1995	17	10	.630	2	184.2	2.73	163	95	1			
1996	22	7	.759	1	197.0	2.31	114	65	6			
1997	20	9	.690	5	194.0	4.12	147	85	3			
1998	29	4	.879	0	216.0	2.33	172	65	7			
1999	27	3	.900	3	196.0	3.07	179	86	2			
2000	25	2	.926	3	183.0	3.40	132	98	3			
2001	31	2	.939	3	224.0	2.25	194	109	7			
2002	25	6	.807	2	206.2	2.64	201	54	5			
2003	33	1	.971	1	227	2.16	240	71	12			
2004	35	0	1.000	6	219.0	1.66	248	64	10			

Note: 1 tie each in 1980, 1990, 1991 and 2000
 Bold face denotes team record

TEAM RECORDS (1980-2004)

Consecutive victories (one season):	35	(2004) *
Consecutive victories (overall):	50	(2003-present) *
Consecutive losses (one season):	4	(1992, 1993, 1995)
Consecutive losses (overall):	4	
Most runs scored in a game:	28	(vs. Gardena 5/25/88; vs. Taft 4/1/02)
Most runs allowed in a game:	22	(vs. Cleveland, 4/11/87)

* State record

NO-HITTERS BY CHATSWORTH PITCHERS

5/4/82	Brian Wood (5-inning no hitter, rain) 7-0 at Reseda
5/2/89	Derek Wallace 6-0 vs. Kennedy
4/3/93	Jim DeBiase (4 innings) and Kyle Reed (1 inning) 14-0 vs. St. Francis
4/7/98	Jason Renno (5-inning no-hitter) 23-0 at Grant
3/16/99	Scott Selz 9-0 at San Fernando
3/27/03	Jason Dominguez (5-inning no hitter) 12-0 vs. Taft

AWARDS...

TEAM

2003—National champions by USA Today, Baseball America and Collegiate Baseball.

2004—National champions by USA Today, Baseball America and StudentSports.

INDIVIDUAL

All-Americans

2003—Justin Cassel, P.

(By different publications)

2004—Willie Cabrera, 2B;
Jason Dominguez, P-OF

All-State

(1), (2) or (3) denotes first, second or third team

(By CalHi Sports)

2003—Justin Cassel, P (1); Jason Dominguez, OF (1); Jordan Sisson, C (2).

2004—Willie Cabrera, 2B (1); Jason Dominguez P-OF (1); Matt Dominguez 3B (2).

State Freshman of the Year

(By CalHi Sports)

2004—Matt Dominguez, 3B

National Rookie of the Year

(By National High School Baseball Coaches' Assn.)

2004—Matt Dominguez, 3B

LOS ANGELES CITY SECTION

Player of the Year

1983—Keith Nicholson, P. 1988—Joel Wolfe, OF. 1990—Reed McMackin, P. 1998—Mike Kunes, P. 1999—Mike Kunes, P. 2001—Joe Guntz, P. 2003—Justin Cassel, P. 2004—Willie Cabrera, INF; Jason Dominguez, P



Matt Fisher

Gregg Wallis



All-City

(1), (2) or (3) denotes first, second or third team

1966—Bruce Christensen, SS (2). 1967—Jody Perry, OF (3). 1968—Rod Mortensen, OF (2). 1969—Dwight Evans, 3B (1), Rick Rieger, 2B (3). 1970—Richard Lashmet, SS (3). 1972—Barry Wishard, UT (3), Steve Wold, P (3). 1973—Bobby Mitchell, OF (1). 1974—Glenn Heller, 1B (3). 1976—Tim Zeuch, OF (2). 1977—John Stevenson, SS (1). 1979—Bill Thom, OF (2). 1980—Craig Stevenson, INF (2). 1981—Glen Braybrooks, P (1), Reggie Lambert, OF (1), Larry Beinfest, INF (2). 1982—Larry Beinfest, INF (1), Brian Wood, P (1). 1983—Steve Reed, P (1). 1985—Chae-Ho Chong, C (1), Marc Pfeiffer, OF (1), Glenn Stevenson, 2B (1). 1986—Joel Wolfe, 3B (1). 1987—Rex McMackin, OF (1), Joel Wolfe, 3B (1). 1988—Pierre Amado, P (1), Rex McMackin, OF (1), Derek Wallace, P (1). 1989—Rich Aude, INF (1), Jason Evans, INF (1), Derek Wallace, P (1). 1990—Nestor Martinez, INF (1), Mitch Root, OF (1). 1991—Adam Pearlman, C (1), Mitch Root, OF (1). 1992—Mark Lopez, OF (1), David Stevenson, INF (1). 1993—Bryan LaCour, INF (1), Mark Lopez, OF (1). 1994—Ray Daryabigi, OF (1), Jim DeBiase, P (1), Bryan LaCour, INF (1). 1996—Danny Phillips, INF (1), Joe Tillmon, INF (1). 1997—Tom Morefield, OF (1), David Sark, C (1), Tim Weigand, OF (1), Greg Wold, UT (1). 1998—Matt Cassel, INF (1), Matt Fisher, INF (1), Bryan Gant, OF (1), Tom Morefield, OF (1). 1999—Matt Fisher, INF (1), Steve Kracow, OF (1), Chad Redfern, OF (1), Scott Selz, P (2). 2000—Matt Fisher, INF (1), Joe Guntz, P (1), Brian Lee, OF (2). 2001—Brian Lee, OF (1), Gregg Wallis, INF (1), Ryan Barba, INF (2), Danny Dominguez, C (2). 2002—Jason Dominguez, OF (1), Ryan Barba, INF (2), Joe Guntz, P (2), Jared Halpert, OF (2). 2003—Jason Dominguez, OF (1); Keith Renno, OF (1); Jordan Sisson, C (1). 2004—Matt Dominguez, INF (1),

Mike Fernandez, C (1), Jake Norton, P (2).

WEST VALLEY LEAGUE

Player of the Year

1969—Dwight Evans, OF. 1972—Steve Wold, P. 1977—John Stevenson, SS. 1981—Glen Braybrooks, P. 1982—Larry Beinfest, INF. 1983—Keith Nicholson, P. 1985—Bill Berry, P. Glenn Stevenson, INF. 1988—Joel Wolfe, OF. 1989—Derek Wallace, P. 1991—Mitch Root, SS. 1992—David Stevenson, 1B. 1994—Bryan LaCour, SS. 1997—Ismael Marin, P. 1998—Mike Kunes, P. 1999—Mike Kunes, P. 2000—Matt Fisher, SS. 2001—Joe Guntz, P. 2003—Justin Cassel, P. Jason Dominguez, OF. 2004—Willie Cabrera, 2B, Jason Dominguez, P-OF

All-West Valley League

(1), (2) or (3) denotes first, second or third team

1963—Jim Kraus, OF (2). 1964—Terry Meyer, C (1). 1965—Bruce Bailey, OF (2). 1966—Bruce Christensen, INF (1), Lee Smith, INF (2). 1967—Jody Perry, OF (1), Mike Adams, OF (2), Lee Smith, INF (2). 1968—Ken Charles, OF (1), Dwight Evans, INF (1), Rod Mortensen, OF (1), Gary Smith, P (2). 1969—Richard Cox, P (1), Richard Rieger, INF (1), Mark Cunningham, OF (2), Daniel Davis, 1B (2). 1970—Richard Lashmet, INF (1), Allen Christensen, OF (2), Daniel Davis, 1B (2). 1971—Steve Garrison, OF (1), Danny McAlpin, INF (2). 1972—Rick Griffith, 1B (1), Dan McAlpin, OF (1), Barry Wishard, INF (1), Bobby Mitchell, OF (2). 1973—Bobby Mitchell, OF (1), Mark Villaseñor, P (1), Greg Ris, UT (2), Craig Ross, OF (2). 1974—Joe Conron, INF (1), Glen Heller, 1B (1), Jeff Kester, OF (1), Tom Tucker, P (1), Larry Kadin, OF (2), Don Mitchell, INF (2). 1975—Tom Crawford, OF (1), Darrell Pretty, INF (2), Tim Zeuch, P (2). 1976—Andre David, 1B (1), Brian David, INF (1), Tim Zeuch, OF (1),



Danny Dominguez

Doug Anderson, P (2), Jeff Ris, OF (2), John Stevenson, INF (2). 1977—Brian David, INF (2), Sam Filippo, 1B (2), John Miller, OF (2). 1978—Mike Duggan, INF (1), Doug Anderson, P (2), Greg Golubski, INF (2), Bob Manley, OF (2), Craig Stevens, UT (2), Mike Stevens, 1B (2). 1979—Mike Fryan, INF (1), Eric Snape, 1B (1), Craig Stevenson, INF (1), Bill Thom, OF (1), Rene Simen, OF (2). 1980—Glen Braybrooks, UT (1), Craig Stevenson, INF (1), Gene Lambert, P (2), Dave Ricketts, C (2), Ty VanBurkleo, 1B (2). 1981—Larry Beinfest, INF (1), Reggie Lambert, OF (1), Doug Hickok, C (2), Richard Simen, OF (2). 1982—Joe Gioia, INF (1), Chris Lambert, OF (1), Brian Wood, P (1), Bruce Ketring, 1B (2), Dan Tyler, P (2). 1983—Mike Bush, OF (1), Steve Reed, P (1), Leo Lambert, OF (2). 1984—Bill Berry, P (1), Pete Kuld, 1B (1), Tim Suydam, INF (1). 1985—Chae-Ho Chong, C (1), Mike Ernst, INF (1), Marc Pfeiffer, OF (1), Juan Hernandez, INF (2), Will L'Heureux, P (2), Eric Rothfield, OF (2). 1986—Robert Roseboro, INF (1), Mark Schauer, P (1), Joel Wolfe, 1B (1), John Dunn, C (2), Marcelino Mendoza, OF (2), Brent Ruedy, OF (2). 1987—John Dunn, C (1), Rex McMackin, OF (1), Joel Wolfe, INF (1), Pierre Amado, P (2), Ty Powell, OF (2). 1988—Pierre Amado, P (1), Art Lowe, INF (1), Rex McMackin, OF (1), Dave Waco, INF (1), Derek Wallace, P (1), John Haselbusch, OF (2). 1989—Rich Aude, INF (1), Jason Evans, INF (1), Vince Simili, INF (1), Kevin Chong, OF (2), Eric Johnson, C (2), Reed McMackin, P (2). 1990—Nestor Martinez, 2B (1), Mitch Root, UT (1). 1991—Nestor Martinez, INF (1), Brandon Nickens, P (1), Adam Pearlman, C (1), Thurman Williams, OF (1), Doug Dean, P (2), Tony Moreno, P (2), Mike Muir, INF (2). 1992—Mark Lopez, OF (1), Brandon Nickens, P (1), David Stevenson, 1B (1), Bryan LaCour, 3B (2), Jesse Yeomans, P (2). 1993—Bryan LaCour, INF (1), Mark Lopez, OF (1), Ray Daryabigi, OF (2), Jim DeBiase, P (2), Luis Enriquez, INF (2). 1995—Tony Ardito, C (1), Fred Farzaneh, P (1), Jon Tucker, 1B (1), Harry Kenoi, P (2), Joe Tillmon, INF (2). 1996—Frank DiPoma, P (1), Danny Phillips, OF (1), Andrew Silver, P (1), Joe Tillmon, OF (1), Mike Wexler, POS (1), Greg Wold, P (1), Micah Berger, C (2), David Sark, C (2), Stuart Selz, P (2), Tim Weigand, POS (2). 1997—Bryan Gant, OF (1), David Sark, C (1), Tim Weigand, OF (1), Greg Wold, INF (1), Danny Eisenberg, INF (2), Matt Fisher, INF (2), Nathan Frost, UT (2), Tom Morefield, OF (2). 2000—Jacob Ball, 1B (1); Joe Guntz, P (1); Brian Lee, OF (1); Brett Munson, OF (1); Sean Richards, P (1); Gregg Wallis, INF (1); Ryan Barba, INF (2); Jared Halpert, OF (2); Brian Levinson,

1963-
2004

Awards & Alumni

UT (2). 2001—Ryan Barba, INF (1); Danny Dominguez, C (1); Jared Halpert, OF (1); Brian Lee, OF (1); George Spadier, 1B (1); Gregg Wallis, INF (1); Justin Cassel, P (2); Jason Dominguez, OF (2); Sean Richards, P (2); Jon Selman, OF (2). 2002—Ryan Barba, SS (1), Jason Dominguez, OF (1), Justin Cassel, P (2), Joe Guntz, P (2), Jared Halpert, OF (2), Brian Lee, OF (2), Brett Munster, 3B (2). 2003—Mike Fernandez, 3B (1), Chris Fredericks, OF (1), Brett Munster, SS (1), Keith Renno, OF (1), Jordan Sisson, C (1), Bryan Petersen, OF (2). 2004—Willie Cabrera, 2B (1), Tom Cassidy, 1B (1), Jason Dominguez, P-OF (1), Matt Dominguez, 3B (1), Mike Fernandez, C (1), Jake Norton, P (1), Bryan Petersen, OF-P (1), J.C. Bakers, OF (2), Mike Moustakas, SS (2), Oliver Padre, OF (2)

NATIONAL COACH OF THE YEAR
2003—Tom Meusborn (USA Today)

**LOS ANGELES CITY SECTION
COACH OF THE YEAR**
1983—Bob Lofrano
1990—Tom Meusborn

... ALUMNI

CHANCELLORS IN PRO BASEBALL
Year of graduation precedes names. Some players signed in later years.

1966—Bruce Christensen, SS, California. 1969—Dwight Evans, OF, Boston. 1972—Richard Lashmet, SS, Kansas City. 1973—Bobby Mitchell, OF, Los Angeles. 1976—Andre David, OF, Minnesota. 1977—Brian David, 2B, Seattle; John Stevenson, SS, San Diego. 1978—Jim Benedict, P, Kansas City. 1980—Gene Lambert, P, San Francisco; Craig Stevenson, SS, Houston; Ty Vanburkleo, 1B, Milwaukee. 1982—Brian Wood, P, San Francisco. 1983—Keith Nicholson, P, Detroit; Steve Reed, P, San Francisco; Sherman Webb, SS, San Francisco. 1984—Pete Kuld, P, San Diego. 1988—Joel Wolfe, OF, Oakland. 1989—Rich Aude, 1B, Pittsburgh; David Waco, 2B, California; Derek Wallace, P, Chicago Cubs. 1991—Mitch Root, 3B, Chicago Cubs; Thurman Williams, OF, San Francisco. 1991—Jon Tucker, 1B, Los Angeles. 1996—Danny Phillips, OF, Colorado.

Mike Kunes



1999—Mike Kunes, P, San Francisco Giants; Chad Redfern, P, Atlanta.

CHANCELLORS IN FOUR-YEAR COLLEGE BASEBALL

1972—Steve Wold, Cal State Northridge. 1973—Bobby Mitchell, USC; Greg Ris, USC. 1976—Andre David, Cal State Fullerton. 1977—Brian David, Cal State Fullerton; John Stevenson, USC. 1978—Jim Benedict, Arizona State; Mitch Graff, Cal State Northridge; Mike Mason, Loyola Marymount. 1979—Bob Bronstema, UC Santa Barbara; Mike Stevens, San

Diego State; Bill Thom, USC. 1980—Craig Stevenson, USC. 1981—Glen Braybrooks, Cal State Fullerton; Reggie Lambert, Loyola Marymount. 1982—Larry Beinfest, Nevada Reno. 1984—Pete Kuld, Pepperdine. 1986—Brent Ruedy, UC Davis. 1988—Eric Johnson, Cal Lutheran; Rex McMackin, UC Riverside; David Waco, UC Santa Barbara; Joel Wolfe, UCLA. 1989—Pierre Amado, Cal State Northridge; Jason Evans, California; Vince Simili, UC Riverside; Derek Wallace, Pepperdine. 1990—Mike Mancuso, USC; Reed McMackin, USC. 1991—Mike Muir, Michigan; Adam Pearlman, Pepperdine. 1992—Brandon Nickens, Cal State Northridge; David Stevenson, Cal State Northridge; Jesse Yeomans, Cal State Northridge. 1993—Mark Lopez, Pepperdine. 1994—Bryan LaCour, UC Santa Barbara; Jim DeBiase, Cal State Northridge. 1996—Danny Phillips, Cal State Northridge. 1997—David Sark, California. 1988—Bryan Gant, Cal Poly San Luis Obispo; Tom Morefield, Cal State Northridge;

Kevin O'Hara, Chico State. 1999—Mike Kunes, UCLA; Chad Redfern, San Diego State. 2000—Jacob Ball, Fresno State; Matt Cassel, USC; Matt Fisher, UC Irvine; Oscar Marin, Arkansas-Littlerock; Brett Munson, Cal State Stanislaus. 2001—Brian Lee, UC Santa Barbara; Gregg Wallis, UC Irvine. 2002—Ryan Barba, New Mexico; Joe Guntz, Cal State Sacramento; Jared Halpert, Cal State Northridge. 2003—Justin Cassel, UC Irvine; Brett Munster, California; Keith Renno, Cal State Northridge. 2004—Jason Dominguez, Pepperdine; Bryan Petersen, UC Irvine.



Jared Halpert



Chad Redfern



Willie Cabrera

STATE RECORD

In 2004 Willie Cabrera set a new state record for hits in a season, with a total of 72

PROUDLY SUPPORTING
CHATSWORTH
BASEBALL



FAMILY OWNED & OPERATED
SINCE 1934

EXTRA TRASH? GIVE US A CALL!
1-877-TRASHBIN

Morgan Stanley

WOODLAND HILLS


Warner Center

(818) 713-4700

*Proudly Supports
Chatsworth Baseball*

GO CHANCELLORS!

WE SPECIALIZE IN
DISCREET COLATERAL LOANS.
CONFIDENTIALITY & PRIVACY ASSURED



SIMPLY PUT, THERE IS NO FINER
ARRAY OF ESTATE JEWELRY,
REMARKABLE DIAMONDS,
RARE TIMEPIECES, PAINTINGS
AND FINE ART OBJECTS THAN
AT THE DINA COLLECTION
OF BEVERLY HILLS.

DINA COLLECTION

157 SOUTH BEVERLY DRIVE • BEVERLY HILLS, CA 90212 • 310.888.1818

RANGEL BROS.

Trucking

PACOIMA, CALIFORNIA



Omar Rangel
818-266-5180

Yovani Rangel
818-266-5179

Antonio Rangel
818-266-5182



11041 SEPULVEDA BLVD.
MISSION HILLS
TOLL FREE - 877 TOYOTA99

WHERE THE 5, 405 & 118 MEET



1270 Hancock Street
Anaheim, CA 92807

WORLD-CLASS CONSTRUCTION™

Mike Jackson

Branch Manager

INTERIOR/MECHANICAL INSULATION

Tel: 714-701-9151 Ext. 281

Fax: 714-693-8116

mike.jackson@pcg.com



Del Renno & Sons


PLUMBING INC.

REPAIRS • ROOTER SERVICE • NEW INSTALLATIONS

Since 1958

(818) 341-4832
(805) 581-2343
State Lic. No. 386438

Michael Renno CHS Class of '72
Laurie Renno CHS Class of '75
Jason Renno CHS Class of '98
Keith Renno CHS Class of '03



UNDER ARMOUR®
PERFORMANCE APPAREL

Because there's no bulky fabric holding you back, no sweat-soaked T-shirt weighing you down, no weather condition wearing you out. Because there's no reason for you not to be better. Under Armour® Performance Apparel. **The advantage is undeniable.**

1.888.4.ARMOUR or www.underarmour.com

Chick's
SPORTING GOODS

West Covina
2753 Eastland Center Dr.
626 331-8227

Upland
121 E. Foothill Blvd.
909 982-1347

Laguna Hills
24821 Alicia Parkway
949 472-8180

Chino
4044 Grand Ave.
909 590-7626

Tustin
2771 El Camino Real
714 731-1300

Yorba Linda
23081 Savi Ranch Parkway
714 685-7802

Oceanside
3514 College Blvd.
760 945-5444

Pasadena
3359 East Foothill Blvd.
626 351-1843\

Woodland Hills
6100 Topanga Canyon Blvd.
818 961-0109



RALPH CHARLES & ASSOCIATES

Landscape Development
& Maintenance



Ralph C. Ninfo
Owner

818.701.7597 • fax 818.701.7598
License No. 328468

Cheryl Hagen, E.A.

Tax Preparation & Bookkeeping

8304 Glencrest Drive
Sun Valley, California 91352

(818) 768-6916
Fax (818) 768-7566



All Properties, Inc.

21049 Devonshire Street
Chatsworth, California 91311-2633

Business (818) 882-2821, Fax (818) 882-1839
Residence (818) 346-5034
Pager (818) 603-6193

Frank McAndrew
Multi-Million Dollar Club
REALTOR®

Each Office Is Independently Owned And Operated



Office
2002



Law Offices of
HEWITT & PROUT

Stephen L. Hewitt, Esq.

Specializing in personal injury and civil litigation

Tel: (818) 509-0311

Fax: (818) 509-0402

4640 Lankershim Blvd., Suite 600

North Hollywood, CA 91602



11011 Balboa Blvd.
Granada Hills, CA 91344
(818) 674-1867 Business
(818) 750-6605 Voice Mail
(818) 360-5676 Fax
www.JoannaSellsHomes.com

**Selling
Buying
Refinancing**

CALL ME!
Hablo Espanol

Joanna Menjivar
Realtor, e-PRO



PAPAZIAN & MELKONIAN
Attorneys at Law

4640 Lankershim Blvd., Suite 620

North Hollywood, CA 91602

Tel: (818) 509-0311

Litigation

Estate Planning

Real Estate

Personal Injury

Bankruptcy

Landlord / Tenant



Business Law

Incorporation

Construction Law

Intellectual Property

Immigration

Family Law



GOT UNIFORMS?
WE DO!

Along with Pants, Jackets, Caps,
Undershirts and Baseballs...
Need We say more?

VICTORY CUSTOM ATHLETIC
9006 OWENSMOUTH AVE
CANOGA PARK, CA 91304
800-959-3566
WWW.VICTORY-LA.COM

- **Factory Direct**
- **Professional Quality**
- **Lifetime Guarantee On
All Construction**

**EXPERIENCE THE THRILL OF
VICTORY!**

SHAIK M. SAHEB, M.D., INC.

Diplomate American Board of Orthopedic Surgery

ORTHOPEDIC & SPORTS MEDICINE

9346 Corbin Avenue
Northridge, CA 91324
(818) 993-4403

23206 Lyons Avenue, Ste 110
Newhall, CA 91321
(661) 259-8010



11141 TAMPA AVENUE
NORTHRIDGE, CA 91326

Jeff LaCour
Real Estate Consultant

Direct: (818) 435-1161
Office: (818) 366-3300
Fax: (818) 435-1168
E-mail: jwllacour@aol.com
www.jefflacour.com

*Good Luck
Chancellors!*

HOWARD D. GREENBERG CERTIFIED RESIDENTIAL
Owner/Appraiser

**TRI-VALLEY
APPRAISAL
SERVICES**

TEL: (818) 887-9636
FAX: (818) 887-4105

5050 TOPANGA CANYON BLVD.
WOODLAND HILLS, CA 91364
howard@trivalleyappraisal.com

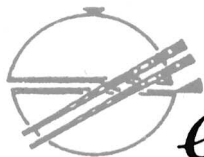


ANGELO'S BARBER SHOP

FOR
PROFESSIONAL
& PERSONALIZED SERVICE

Phone (818) 727-7084
9131 RESEDA BLVD.
NORTHRIDGE, CA 91324

TUES-FRI 8:30 - 6:00
SAT 8:00 - 4:30
WE DO ALL CUTS



金湘

Golden Hunan
Chinese Restaurant

10334 Reseda Blvd., Northridge, CA 91324
Tel: (818) 363-5511 Fax: (818) 363-2052

Law Offices of
JEFFREY S. WEISS



JEFFREY S. WEISS
Attorney at Law
Criminal & Personal Injury Law

(818) 509-0311 Tel.
(818) 509-0402 Fax

4640 Lankershim Blvd., Suite 600
North Hollywood, CA 91602

TALLY-HO BARBERS

CHATSWORTH

Devonshire Shopping Center

OPEN 7 DAYS

Monday-Friday 9-6 Saturday 9-5 Sunday 9-3

HAIRCUTS \$10.00

We Do FADES, SPIKES, FLAT TOPS, STEPS

10226 MASON AVENUE • 998-9195



The Easy Way to Sell on eBay



Helene Chemel
Richard Chemel

10222 Mason Ave.
Chatsworth • CA 91311


Phone# (818) 701-0789

Richard.chemel@i-soldit.com
Helene.chemel@i-soldit.com

WAYNE REDMOND
Attorney at Law

(818) 346-2464

SUITE 235
6355 TOPANGA CANYON BOULEVARD
WOODLAND HILLS, CALIFORNIA 91367



**CLASS OF '78
IS PROUD TO SUPPORT YOUTH SPORTS
GO CHATSWORTH!**

WWW.LOSTOROS.COM

"HONEST PROFESSIONALISM"

Esteemed Plumbing

CUSTOM INSTALLS
COPPER REPIPE
RESIDENTIAL / COMMERCIAL

(818) 921-2456 / EMAIL:
ESTEEMEDPLUMBING_90@HOTMAIL.COM
FAX # (818) 349-3103

FREE ESTIMATES

LIC# 616618



Iron Men Sports
Paintball & Airsoft Supplies

4383 Tujunga Ave Ste E
Studio City Ca 91604
Tel/Fax (818) 508-7078
www.ironmensports.com
www.paintballa.com

CHATSWORTH DENTAL GROUP

Experienced dental solutions that enhance people's lives

Barbara Pampalone, DDS, FAGD

21800 Devonshire Street • Chatsworth, CA 91311
(2 blocks east of Topanga Canyon)
Fax: 818.709.1239 • www.chatsworthdental.com

8 1 8 . 7 0 9 . 1 2 0 0



Raffi G. Najarian D.D.S.

17022 Devonshire Street
Northridge, CA 91325

(818) 363-7469

The Dugout Club


- San Carlo Deli
- Kim's Hallmark
- Violeta Caballero
- The Takeyama Family
- Angie & Wayne Felshaw

WESTERN EXTERMINATOR COMPANY

Complete Termite & Pest Control
Family Owned Since 1921

www.west-ext.com

(800) WEST-EXT
(800) 937-8398
(818) 989-1100
(323) 873-6729
(818) 997-6976 Fax



Have a GREAT YEAR
Love, Dad, Mom, & Travis

G Real
& Estate
G Services
Inc.

- Real Estate Sales
- Financing



John Zurlo
Sales Associate

11239 Tampa Ave. #200 • Porter Ranch • California 91326 •
Phone: (818) 300-3345 • Fax: (818) 366-1309 • (661) 255-0000

Gregory Jimenez #16

**Good Luck on your 1st year
with Chatsworth Baseball!**
Hope you have a Winning Season!
Love your Nina.



CPC

CHATSWORTH POSTAL CENTER

21704 DEVONSHIRE STREET
CHATSWORTH, CA 91311

(818) 718-6245
FAX (818) 709-4329

MICHAEL J. BERNARDO

Thomas & Troy

**Good Luck
and
Have Fun**

GOOOO CHATSWORTH!

Nana & Grandpa

**FAST
TACO**

20865 Lassen St. (Corner of De Soto)
Chatsworth, CA 91311

Tacos Al Carbon

**AUTHENTIC
MEXICAN GRILL**

Dine In Or Take Out

(818) 700-9492-91

GO

Chancellors



2005

GO

Nick #11

The Devian Family ♥ Dad, Mom, Taylor & Roxy

**TOMMY CASSIDY —
CONGRATULATIONS TO A VERY SPECIAL BALL PLAYER
FROM, YOUR BIGGEST FANS —
WE KNOW THAT THE BEST IS YET TO COME!**

Love, The Freeman Family & The George Family

ALL MAJOR TIRE BRANDS
BELLTECH • IBACH SUSPENSION
FABTECH • REVTECH LIFT KITS
CUSTOM WHEELS

BRAKES • SUSPENSION
4 WHEEL ALIGNMENT
SHOCKS • STRUTS

**Tires for Less
CHATSWORTH TIRE**

21803 Devonshire St.
Chatsworth, CA 91311-2906
(818) 341-8631 • Fax (818) 341-8130
Hours Mon.-Fri. 7:30-6 Sat. 7:30-4

• Hank Heeber
• Adam Davey
• Victor Ocampo

• Bob Carrillo
• Gil Felix
• Carlo Mata

• Randy Miller
• Ronald Davila
• Robert Gutierrez



12" Pizza -\$.99 with this coupon

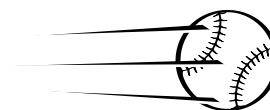
20926 LASSEN ST.
CHATSWORTH, CA 91311

(818) 772-6111
FAX: (818) 772-2631

Delivery • Dine In • Pick Up • Catering



**JON,
HIT, RUN, SCORE
Aunt Winnifer**



Tile Synergy



Laurent Billaud
Contractors License # 848101

Phone: 818 512 2094
email: Frenchman62@hotmail.com



**Pet Supplies
Premium Foods
Puppies**

10218 Mason Ave.
Chatsworth, CA 91311

Phone (818) 349-5520
Fax (818) 349-5557



Good Luck Alonso
Go Chancellors !!! #37
Love,
Mom & Gabriel



DR. MATTHEW R. ALPERT
OPTOMETRY

TELEPHONE
(818) 883-4303
FAX
(818) 883-5331

20929 VENTURA BLVD., STE. 36
WOODLAND HILLS, CA 91364

THOMAS COTTRELL

You are the Greatest!!!

Love,
Your Cousins, Nikki & Ethan

Pamela Reddy

20555 Devonshire St.
Chatsworth, CA 91311

M - F 8:30 am - 6:30 pm
Sat. 9 am - 5 pm
818.349.2584 Tel
818.349.1576 Fax
store4934@theupsstore.com

www.theupsstore.com

Use us for:
Shipping
Packing
Notary
Copy
Print
Mailboxes
and More...



The UPS Store™

the cutting edge
hair by Lisa
818.831.8868
18000-A Chatsworth Street
Granada Hills, Ca 91344
Spa Sanctuary & Salon

Linda J. Tidemanson
Owner/Teacher



DANCE, DANCE, DANCE

Tap, Ballet, Jazz, Hip Hop

19300 Rinaldi St.
Ste. C
Porter Ranch, CA 91326

Tots to Adults
818-832-0632

GUIDO'S PIZZA & PASTA

CHATSWORTH/ PORTER RANCH

20519 Devonshire St.
(818)349-9222
(@ Mason)



GEORGE LOPEZ
Lic. #697479

Demolition (Hard & Soft)
Back Hoe & Bobcat Service
Grading & Compaction
Concrete Cutting

Bus: (818) 834-9552
Fax: (818) 834-1869
Cell: (818) 612-2861
12606 Foothill Blvd.
Sylmar, CA 91342

Weiss Accountancy CORPORATION

Scott Weiss
Certified Public Accountant
M.S. - Taxation

16217 Kittridge Street
Van Nuys, California 91406
ph: 818. 997-7712
fx: 818. 786-4271
email: scott@weissac.com

California Dump Trucks & Equipment Service WBE Certified

• High Side • Low Side • Super 10 •
• Ten Wheeler • Low Bed • Excavator •
• Loader • Bob Cat • Back Hoes •

Janet Lopez

Tel.: (818) 897-4140
Fax: (818) 834-1869
Cell.: (818) 612-4188

12600 Foothill Blvd.
Sylmar, CA 91342






The Dugout Club

- Harvey Milstein
- Joan Cottrell
- Lydia Chaney
- Santiago Esparza
- Jaytech



TODD WALK
Manager

24005 Calabasas Road
Calabasas, California 91302
(818) 223-8112

FARMERS
 **FARMERS**
 

MARK DAVIDSON INSURANCE AGENCY
 9700 Reseda Blvd., Suite 205 • Northridge, California 91324

Auto • Fire • Life • Commercial

Mark Davidson
 Insurance Agent/Broker
 Lic: #0624940

Bus: (818) 700-8088
 Fax: (818) 700-9318
 E-Mail: MarkDavidson@acninc.com

The Dugout Club

- Donna & David Sherwin
- Randal Clark Landscape
- Earl's Donuts
- Jeremy Tsuneishi
- Frances Sweat

Call Jerry Keller

**For Good Old-Fashioned
Real Estate Service**




RE/MAX OLSON
 & ASSOCIATES, INC.

JerryKeller.com
818.832.2684 • 818.347.1715

3075 East Thousand Oaks Blvd.
 Suite 100-10
 Westlake Village, CA 91362
 Tel: (805) 230-1310 / Fax (805) 230-3031



Steve Takeyama
 Chief Operating Officer

Total Rehab Care Inc.

The Added Dimension.....

**Go Chatsworth
Baseball**



**Have a Great Season
JON
Mom & Celeste**



County of Los Angeles
SHERIFF'S DEPARTMENT
 Leroy D. Baca, Sheriff

PAUL TAKEYAMA
 DEPUTY

Personnel Services Training Division
 Recruitment Unit
 101 Centre Plaza Drive
 Monterey Park, CA 91754
 (800) 233-7889
 e-mail: pjtakeya@lasd.org

*A Tradition of Service
 Since 1850*

Ahead of It's Time
Beauty Salon

BENJY

818-361-1141 818-300-4529 CELL
 1116 PICO STREET • SAN FERNANDO, CA 91340


WE HAVE PARTS AND ACCESSORIES FOR:
 DIRTBIKE - ATV - STREETBIKE - SANDRAIL - HARLEY - BEACH CRUISERS

COOL GEAR:
 RIDING GEAR, MEN AND WOMENS APPAREL SRH CLOTHING,
 MOTO XXX, METAL MULISHA, AND MUCH MUCH MORE.

ALL SAND & MORE
 818-341-7263
 WWW.ALLSAND.COM

50%-15% OFF Grand Opening

10242 topanga canyon blvd. chatsworth, ca 91311



THE BASEBALL CARD CO.

17537 Chatsworth St.
 Granada Hills, CA 91344
 (818) 366-1473 (818) 366-1584 Fax
 e-mail: bbcardco@aol.com

"The Valley's best bid board"
 PSA authorized dealer

Open 7 days
 Mon-Fri 11-6 Sat 10-6 Sun 11-5

The Dugout Club

- Donut King
- Trader Joe's, Chatsworth
- Frank Rubin
- Dawn Redmond

DARREN NORRIS #22
110% Chatsworth Baseball
 Love,
 Mom & Dad

SUPPORT CHATSWORTH BASEBALL

Place your ad here

Please try and support those who support
 Chatsworth Baseball

2004 West Valley League

Standings

Team	League				Overall		
	W	L	Pct.	GB	W	L	Pct.
CHATSWORTH	15	0	1.000		35	0	1.000
El Camino Real	12	3	.800	3	24	9	.727
Cleveland	8	7	.533	7	19	13	.594
Granada Hills	6	9	.400	9	19	16	.543
Birmingham	4	11	.267	11	17	17	.500
Taft	0	15	.000	15	0	22	.000



Coach Muesborn along with Councilman Smith put finishing touches on the National Champion sign.

Players gather around Councilman Smith during sign ceremony.



Mel Wilson

- * 27 Years of Expert Real Estate Service
- * Saving Buyers and Sellers Thousands of Dollars

Help Support Chatsworth Baseball Program

I will donate \$250 at the close of each escrow processed through this ad

Ask about our Free House Cleaning & Free Packing Kit

Call Mel Wilson, Realtor

818-402-6708

www.melwilson.com

E-mail: mel@melwilson.com

